


# Treasure Box by Tom Jones

## Track in the Box



## Track in the Box by Tom Jones


The box and its contents were taken as starting points for drawing. The results – in a marvellous zig-zag book form - range widely across visual and written images, often combining them together in a hybrid sort of handwriting /drawing. Sometimes the balance shifts to text sometimes to graphic communication, and sometimes to representational drawing. It depended on what I wanted to discover, say, explore, communicate or try to understand.

This type of book opens out into a 35 page long Bayeaux tapestry-like frieze, but it is double sided so lends itself naturally to narrative and working in multiple sequences:

forwards on one-side, back-wards on the other and between either side of the same page - a network of images and words, as well as linear sequences. The drawings/writings, dated in order day-by-day, track my changing – and sometimes erratic - thoughts and feelings about the box itself (it's physical shape, the idea of boxes and what they mean to us), and about some of the contents (images, physical objects and in a few instances using them to draw or write). The book evolved into a discursive, exploratory visual/verbal diary-type running commentary evolved and communicated between May 17 to August 6 2012. Finally, I sandwiched the book between the top and the bottom of the box so that the narrative track literally and metaphorically opens up out of the box.



# Track in the Box by Tom Jones



Tom Jones



Tom Jones



Tom Jones



Tom Jones

[See more Treasure Boxes](#)

---

**Treasure Box by Paula MacGregor**

---

**Treasure Box by Tina Sanderson**

---

# The Treasure Box Project

See the results of the Treasure Box Project

---

**Treasure Box by Kelly Richards**

---

## Subject Matter for Drawing



[Potatoes, Playmobil and Henry Moore: Making Drawings with Mass](#)



## Introducing Foreshortening and Creating Volume



## Drawing Feathers: Perfect for Mark Making



## [Drawing Pouring Water](#)



## [Drawings of Toys Inspired by Gwen John's Cats!](#)



## Exploring Ink: Making Drawing Tools and Mark Making



## Drawing Shiny Cutlery



## [Drawing Insects in Black Pen](#)

---

# Beginner's Guide to Drawing Materials

Introduction to some of the basic drawing materials and how to get the most out of them. Contains links too to other resources.

---

# Drawing Inspired by Elements: Making Structure

# You May Also Like...


**Nests: With Dry and Wet Material**



**Building Nests**



**Developing a Drawing Through Exploration of Drawing Media**



---

## **Drawing Inspired by Elements: Drawing Moving Water**

**You May Also Like...**

**drawing pouring water**



**Our River – a Communal Drawing**



**Painting a storm**



---

# **Drawing Inspired by Elements: Drawing Fire**

**You May Also Like...**

**Drawing flames**



**Candlelit Still Life**



**Lightbulb Art**



---

## **Drawing Insects with an H Pencil**

Four different ways to use a hard 'H' pencil. [Full AccessArt Members Only](#)

---

## **Drawing Inspired by Elements: Hands Moving Charcoal Dust**

**You May Also Like...**

# Introduction to Charcoal



## charcoal cave



## Expressive Charcoal Collage: Coal Mines



---

# Making Cotton Reel Motors and Obstacle Tracks

Making a cotton reel motor and a landscape for it to explore – perfect to inspire drawing and making in children. [Full AccessArt Members Only](#)