

The AccessArt Education Survey 2026

AccessArt is launching its biggest-ever survey to help drive positive change in arts education.

As a [Subject Association for Art and a Registered Charity](#), we take seriously our responsibility to champion the value of a rich visual arts education for all. To do that effectively, we need to understand what is happening on the ground, and to do that we need to hear from people like you.



The [AccessArt Education Survey 2026](#) is open to teachers, educators, senior leaders, students, parents, and those working in creative and cultural organisations and industries. Whatever your role, your experience and perspective matter.

By taking part, you will help us build a clearer picture of the current state of arts education and engagement. Your insights will help shape our advocacy, research and campaigning work, ensuring that the voices of those who care about arts education are heard.

Why take part?

- Help strengthen the case for a rich visual arts education for all.
- Ensure our advocacy work reflects real experiences and challenges.
- Contribute to evidence that can help influence future policy and practice.
- Be entered into a prize draw to win a £250 voucher for art materials.

How long will it take?

The survey is primarily multiple-choice, with optional opportunities to share more detailed comments. It should take less than 5 minutes to

complete if you choose the multiple-choice responses only, or around 10 minutes if you would like to add comments.

Deadline: 24.06.26 5pm BST

Thank you for helping us build a stronger future for arts education.

Act now, we appreciate it.

Paula Briggs, AccessArt

[Take the AccessArt Education Survey](#)

**Shibori-Inspired Fabric
Dyeing: The Art of the Reveal**

**Opening Out: Shells and
Sketchbooks**

You May Also Like...

making a blind contour drawing



Experimental mark-making tools



Nests: Materials, Tools and

Sketchbooks



Insect Cubes

You May Also Like...

Drawing insects big



continuous line minibeasts



iridescent insects



Fruit Plates

You May Also Like...

working on black paper



cut paper still life collage



graphic inky still life



**Making the “AccessArt
For All” Banner**

Autobiographical Houses

You May Also Like...

Printed Houses



Making A Treehouse



Talking Points: Architecture



AccessArt Art Week 2026: Kindness and Curiosity Assembly Presentation

You May Also Like...

AccessArt art week 2026:

Curiosity and Kindness



AccessArt art week 2026: Curiosity and Kindness Activities



explore other art week themes



Curiosity and Kindness: Prompt Cards for Making

You May Also Like...

**AccessArt art week 2026:
Curiosity and Kindness**

CURIOSITY AND KINDNESS



ACCESSART

AccessArt art week 2026: Curiosity and Kindness Activities



explore other art week themes



Prompt Cards for Making



roots and shoots



playful making inspired by nnena kalu



Finding Kindness in Marks Made by Artists

You May Also Like...

AccessArt art week 2026:
Curiosity and Kindness



AccessArt art week 2026:
Curiosity and Kindness Activities




explore other art week themes



Experimental mark-making tools



the anatomy of a pencil




**Finding Marks Through Drawings
Made by Artists**



Curiosity and Kindness: Poetry for Projects

CURIOSITY AND KINDNESS



ACCESSART

Step 1:

Choose a Poem

Step 2:

Choose a Project

On this page, you will find a selection of poetry that can be used as prompts for your [Kindness and Curiosity Art Week](#) projects.

Choose a poem that you think will spark rich imagery and imagination in your learners, and then select a project from the bottom of the page to support their creative discovery.

Give space for learners to process information through both sketchbook work and group discussion, prompted by resources and questions below.

Please Note:

This page includes links and videos from external sites, verified at publication but subject to change.

Teachers should review all content for classroom suitability.

[Report any issues](#), and check school firewall settings if videos don't play.

AGES 5-8

AGES 9-11

AGES 11-14

FREE TO ACCESS

Step 1: Choose a Poem

Kind Hearts are the Gardens by Henry Wadsworth Longfellow

Explore the text version of the poem at [Words for Life](#).

Questions to Prompt Discussion

What is this poem about?

Why has the poet chosen a garden as a way to talk about kindness?

Why do you think 'kind thoughts' are the roots in a garden?

What does this poem suggest about kindness?

What pictures/colours/shapes do you see

in your head when you listen to this poem?

How does this poem make you feel?

What kind thoughts will you plant today?

You by Donna Ashworth

Find the text version of You at [Kindness Poems](#).

Questions to Prompt Discussion

What is this poem about?

What does it say about 'you'?

What do you picture your 'bright pathway' to look like or be lit up by?

Where would your map reach to?

What does this poem teach us?

How does this poem make you feel and why?

Miss Flotsam by Joseph Coelho

Explore a written version of Miss Flotsam at [The Children's Poetry Archive](#)

Questions to Prompt Discussion

What is this poem about?

Describe Miss Flotsam.

How does Miss Flotsam show kindness to others?

What is the poet trying to show us when he says Miss Flotsam would turn "fists into begging bowls" or she "placed sandbags around my lies"?

Does Miss Flotsam remind you of anyone you know?

How does this poem make you feel?

If All The World Were Paper by Joseph Coelho

Explore a written version of this poem at [The Children's Poetry Archive](#)

Questions to Prompt Discussion

What is this poem about?

What is in the poets 'world of paper'?

Why do you think the poet makes his world out of paper and not another material?

Name the different ways he alters his world for people. Why does he do these things?

What feelings can you spot in the poem?

What material would you make your world from?

How does this poem make you feel?

Tips for Exploring Poetry with Learners

Once you have chosen a poem to explore, watch the video with your learners. In sketchbooks, ask them to create some

simple visual notes, noting down significant words, images, marks, lines or colours that come to mind as they listen to the poem.

Follow on by discussing the poem with the class, using the questions next to the poem to prompt conversation. Encourage learners to add to their visual notes as they think more deeply about what the words in the poem might represent, and the narratives that begin to emerge.

Throughout the project, learners can refer to these visual notes for additional visual stimulation.



Step 2: Choose a Project



Still and Dynamic Drawings: Making Magic Spells

Explore both observational and experimental drawing, as well as collaborative working, in this project. Here, learners will create a collaborative spell inspired by the chosen poem. They will start with a series of observational drawings before working together to create a dynamic, bubbling pot of kindness.

Adaptations: Collect a variety of objects that represent the 'ingredients'

in the chosen poem for learners to use when creating their shared magic spell pot.



[Set Design with Primary Aged Children](#)

If you'd like to incorporate 3D projects into your art week, this activity allows learners to explore form and narrative through both drawing and making, inspired by visually descriptive lines from the chosen poem.

Adaptation: In the first session,

learners will create a mini scene using small toys to inspire drawings that depict a moment of kindness from the poem. In the set building sessions that follow, the descriptive starting point will be taken from the poem.



[A Visual Poetry Zine in Monotype](#)

Choose this project to explore painting, collage, drawing and printmaking in your

art week. Create zines in response to the chosen poem, inspired by the shapes, colours, lines and text that learners imagine when they listen to and picture the poem.

Adaptation: Choose to print with either ink or carbon paper to suit your setting.

You May Also Like...

AccessArt art week 2026:
Curiosity and Kindness



AccessArt art week 2026: Curiosity and Kindness Activities



Talking Points: Chalk Riot

How can public art positively impact a community?

[Chalk Riot](#) began as a group of friends sharing joy in their community through

chalk drawings on neighbourhood pavements. What started as simple acts of creativity grew into a movement encouraging neighbours to connect, share stories, and celebrate their shared spaces. Their mission is to unite, protect, and energise the cities we love, starting from the ground up.

Find out what Chalk Riot do and how they create using the sources below, then discuss the questions provided.

Please Note:

This page includes links and videos from external sites, verified at publication but subject to change.

Teachers should review all content for classroom suitability.

[Report any issues](#), and check school firewall settings if videos don't play.

AGES 5-8

AGES 9-11

AGES 11-14

FREE TO ACCESS

Chalk Art

With beginnings in the 16th century, chalk art has long adorned pavements in communities across the world. It began with the religious street-painting tradition of [Madonnari](#) in Italy and over time, has evolved into a vibrant form of public expression. Today, artists and collectives such as [Chalk Riot](#) use chalk art to energise public spaces, foster connection, and help communities reclaim and protect their environments.

Explore the videos below and use the questions to inspire classroom discussion.

Chalk Riot

Find out what Chalk Riot does in public spaces and the impact it has on the community.

Questions to Ask Children

Where in your community would you like to make a chalk drawing?

How can chalk drawings change the way a space looks, or how people interact with the space?

What kind of message might you leave for someone else to find?

How does public art bring the community together?

Session

Recording:

AccessArt Treehouse – Glimpses and Folds Sketchbook Challenge

You May Also Like...

glimpses and folds: A Sketchbook challenge



CPD RECORDING: ACCESSART
TREEHOUSE CHALLENGE: TRANSFORMING
LETTERS



CPD Recording: AccessArt Treehouse Challenge: Drawing with Two Hands



accessArt treehouse



cpd recordings: Disciplines and pedagogy



all recorded cpd sessions



Splendour and Opulence Inspired by Klimt

What We Like About This Resource...

“We really love how Nichola devised and facilitated this activity, giving learners complete freedom whilst limiting certain elements such as colour

palette. This activity incorporates a journeyful approach, in which the experiments all come together to form a shared outcome, and celebrate every learners exploration, which we love!" – Tobi, AccessArt

See this Resource in Schools...





You May Also Like...

visual notes



sculptural environments inspired
by hockney



Multimedia Response to Yayoi Kusama



**AccessArt Offers Free
CPD**



We're delighted to share that from the Summer Term 2026, all AccessArt and collaborative CPD will be free for [AccessArt members.](#)

Since launching our online CPD programme in 2020, we've offered a mix of free and

paid sessions. As part of our ongoing commitment to helping teachers and educators provide a rich, diverse visual arts education, we're expanding this offer. From the Summer Term 2026, AccessArt members will be able to attend any of our [collaborative CPD](#) sessions at no extra cost, as part of their membership.

Not a member? You can still join any of our collaborative CPD events by purchasing a ticket for £25. All our in house CPD (those not run in collaboration with Susan Coles and Mandy Barrett), will remain free and open to AccessArt members only, If you would like to become a member, we'd love to [welcome you to the community!](#)

We will be launching our summer term 2026 programme very soon, so do keep an eye on our [events page](#) for updates.

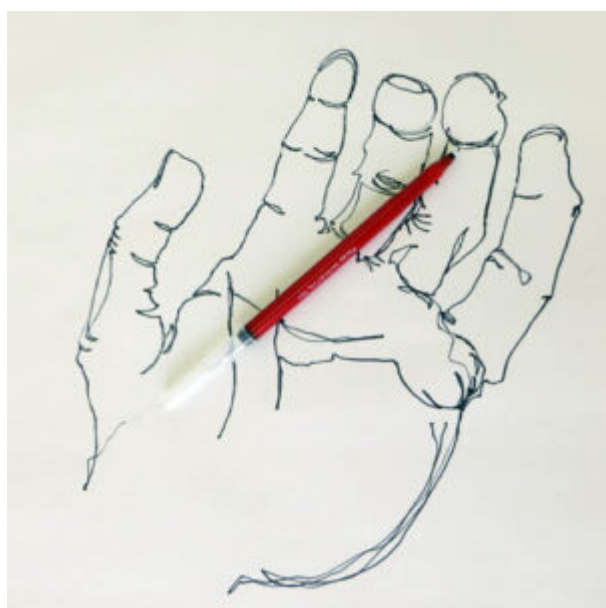
Please note, that all AccessArt members will need to verify their membership by

including the email address associated with their membership, upon registering their attendance for our collaborative CPD.

Dizzy Tins

You May Also Like...

Drawing Hands



Paint your corner shop



animating hands



redesigning food packaging



Sharing Feel-Good Art Moments



Those of us who have worked in the creative industries or in arts education have long known the positive impact the arts can have on our lives. As makers or teachers, audience members or learners, we have all experienced moments when we have felt somehow more alive, more seen, and more connected to others through our engagement with the arts.

AccessArt is passionate about the value

of those moments. Added together, no matter how small, they are the golden nuggets that shine through the work we all do, and keep us going when things get tough.

Better still, when we share examples of how the arts have made a positive impact, passing them back and forth among ourselves and on to others, they help us collectively deepen our understanding of the value of a rich arts education for all.

[Send us your feel-good art moments](#) and we'll share what we can to help advocate for the importance of inclusive arts education for all. It's quick and easy to do, and here are a few prompts to get you started:

- Tell us about the ways you have seen the arts make a real difference to your pupils or learners. Share specific examples (please be mindful to anonymise) of action and impact,

Or, tell us about the ways the arts have helped you – as an audience or as a maker – or both. How have the arts made your life richer?

Or, tell us about the ways in which you have found AccessArt helpful. Share any impact you have seen, as a result of using our resources, approach and philosophy.

Thank you!

Paula Briggs, AccessArt

**CPD Recording: Drawing
Progression Across the
AccessArt Primary Art**

.

Curriculum

You May Also Like...

cpd recordings: Disciplines and pedagogy



all recorded cpd sessions



Adapting AccessArt: Woolly Scarves and Long Sketchbooks

You May Also Like...

Using pastel to capture texture



collaging with wax crayon rubbings



concertina landscapes



Collaged Costume for Cardboard Figures

You May Also Like...

Speech Bubble Challenge



alternative fashion



making 2d and 3d fashion designs



**See This Resource Used
in Educational
Settings...**





