

# Adapting AccessArt



In 2022, AccessArt was proud to present a new [Primary Art Curriculum](#).

In the Adapting AccessArt series, we will be spotlighting teachers who have used AccessArt resources to develop their own pathways, responding to the needs of their schools, pupils or educational settings.

If you would like to share your own adaptation [get in touch](#).

## Explore Adaptations...

Find a recording of a CPD session exploring the different ways in which teachers have, and can,

adapt AccessArt resources [here](#).

## Adapting AccessArt: Thick and Thin paint



This activity explores the differences between thick and thin paint and how artists might use paint for different purposes or to create different effects.

## Adapting AccessArt: Sequence and Story Building




Participants create a story, told in a 3-part series of illustrations using the local area and various prompts as the starting point for their illustrated story.

## Stories and Faces




Sarah Longley works in collaboration with a primary school and daycare centre to facilitate a project inspired by the Exploring Identity pathway.

colour and composition



Yu-Ching Chiu shares her adaptation of an AccessArt resource to highlight that colour and shape can be used to build interesting compositions.

**2d to 3d**



Yu-Ching Chiu shares her adaptation of an AccessArt resource giving pupils with

little making experience the opportunity to develop their 'Design Through Making' skills.

## **Pattern and colour**



Yu-Ching Chiu shares her adaptation of the Collecting Colour to explore colour, composition and the screenprinting technique.

## **Egypt in Ink**



[In this post, Jennifer Connor shares with us an adaptation of the Exploring Still Life pathway to create links with a curriculum topic on Ancient Egypt.](#)

## Stone Age Clay Play



[In this post, Charlotte Puddephatt shares with us how she adapted the AccessArt](#)

Fruit Pinch Pot Project, to create pots inspired by ceramic artefacts found at Stonehenge.

Playful making inspired by nnena kalu



In this post, Lorna Greenwood shares with us how she adapted the Primary Art Curriculum pathway 'Playful Making' to develop collaborative sculpture.

the great fire of london



In this post, teacher at Carden Primary School Ruth Sohn-Rethel, shares with us how she developed a pathway exploring The Great Fire of London.

## **Making Birds for SEN**



In this post, Ellie Daly, a teacher at a Special Educational Needs school shares

with us how she adapted the 'Making Birds Pathway', to suit a current set of students.

## Woodland Creatures



In this post, teacher Charlotte Puddephatt shares with us how she used a series of AccessArt resources as the foundation of a project exploring woodland creatures.

## Telling Stories



[In this post, teacher Caroline Moore demonstrates how she adapted an AccessArt resource to link to a WWII topic.](#)

## You May Also Like...

Linking to Other Curriculum areas




[See how you can link the our Primary Art Curriculum to other curriculum areas](#)

**See all pathways**



[See all available pathways which make up the AccessArt Primary Art Curriculum](#)

**session recording: Adapting AccessArt**



## Primary school teachers discuss how they have adapted AccessArt resources