

Thick and Thin Paint

By [Clare Boreham Kerr](#)

In the '[Adapting AccessArt](#)' series, we will be spotlighting teachers who have used AccessArt resources to develop their own.

In this resource, SEN teacher Clare Boreham Kerr shares with us how she adapted the AccessArt [Painting the Storm](#) resource to create experimental paintings in a SEN setting. This activity explores the differences between thick and thin paint and how artists might use paint for different purposes or to create different effects. The class begin by looking at the work of Bridget Riley and George Oomen to observe their use of [colour](#) and paint, before moving onto their own large-scale colour explorations. Through this activity, pupils have the opportunity to learn about primary and secondary colours, [colour mixing](#), and how changing the thickness of paint impacts the outcome. This activity was developed to suit learners with specific learning needs, but could also be used in mainstream Primary settings to support learning about colour and paint.



	Please log in here to access full content.	
Username	<input type="text"/>	
Password	<input type="password"/>	
	<input type="button" value="Login"/>	<input checked="" type="checkbox"/> Remember me
	Forgot Password	

To access all content, I would like to

join as...

An Individual



Creative practitioners, educators, teachers, parents, learners...

From £3.50

An Organisation...



Schools, Colleges, Arts Organisations: Single and Multi-Users
From £42


AccessArt is a UK Charity and we believe everyone has the right to be creative. AccessArt provides inspiration to help us all reach our creative potential.

You May Also Like...

The AccessArt Offer to SEND (mainstream)



Painting the Storm



Mixed Media Landscape Challenges



Tiny Art Schools: The Children's Art School

You May Also Like...

The AccessArt Tiny Art School Movement



Artist Educator Map



Art School Ilkley Case Study



Iridescent Insects

You May Also Like...

Drawing Minibeasts



Minibeast Mural



Flora and Fauna Pathway



Sensory Sculpture inspired by Barbara Hepworth

Tiny Art Schools: The Little Makery

**Tiny Art Schools:
Creative Days**

**Giant Jewellery:
Multimedia Response to
Yayoi Kusama**

Egg Box Gargoyles

You May Also Like....

Visual Arts Planning Collections: Cardboard and paper



Making a Sculptural Modroc Mask

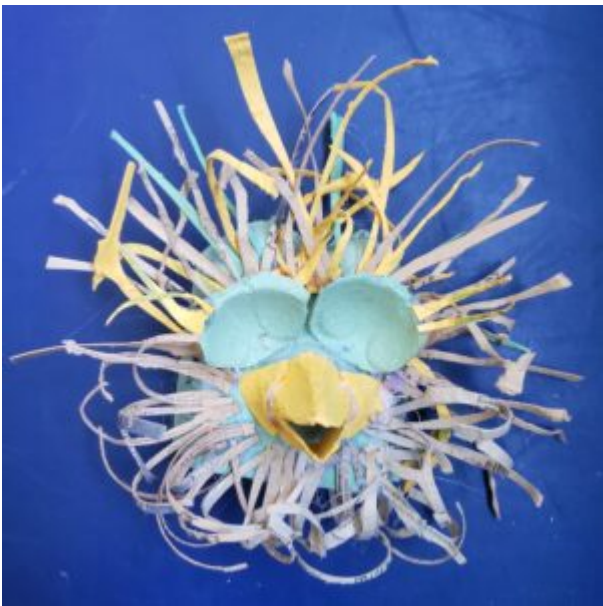


Making a Mask from Sticks and Tissue Paper



**See This Resource Used
in Schools...**





Why Use Drama in an Art Lesson?

Drama Activity: An Art Conversation

Drama Activity: Hot-seating a Character

**Drama Activity:
Spontaneous Role Play**

**Drama Activity: Freeze
Frame and Thought-
tapping**

**Artist Residencies in
Schools**

An Introduction to Gel Plate Printing


Magic Caring Box

Angry Cat, Calm Cat


**Exploring Scale with
Green Screen**

You Might Also Like...

Painting On Screen



Animating with a Green screen



Animation Software



Painting on Screen

You Might Also Like...

Exploring Scale with Green Screen



Making Digital Bookmarks



Taking Photos of 3D Artwork



**Making
Bookmarks**


Digital

You Might Also Like...

Exploring Scale with Green Screen



Painting On Screen



Digital Collage and Image Manipulation

