

World War 1 And The Work Of Paul Nash

By [Katherine Woodard](#).

Katherine currently teaches A Level Fine Art and GCSE at an International Sixth Form boarding school and KS2 Art and Design at a Primary school.

In this post, Teacher Katherine Woodard talks through an extended project exploring the work of Paul Nash. Nash was a 20th century surrealist Landscape Painter and War Artist, and Katherine makes the latter her focus in this post.



| | | |
|----------|---|--------------------------|
| | Please log in here to access full content. | |
| Username | <input type="text"/> | <input type="password"/> |

| | |
|----------|--|
| Password | <input type="password"/> |
| | <input type="button" value="Login"/> <input checked="" type="checkbox"/> Remember me |
| | Forgot Password |

To access all content, I would like to join as...

An Individual



Creative practitioners, educators, teachers, parents, learners...

From £3.50

An Organisation...



Schools, Colleges, Arts Organisations: Single and Multi-Users
From £42

AccessArt is a UK Charity and we believe everyone has the right to be creative. AccessArt provides inspiration to help us all reach our creative potential.

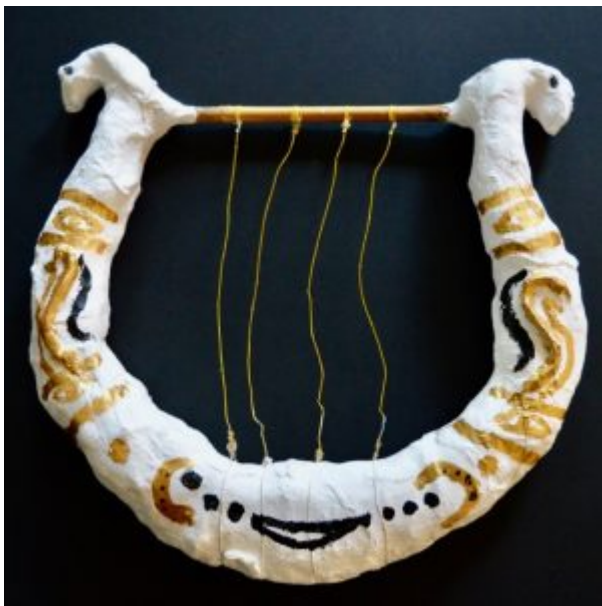
See This Resource Used In Schools...





An Exploration of Pandora's Box

You Might Also Like...



[Ancient Greek Lyres](#)



Decorative Coil Clay Pots



Visual Arts Planning: Clay

Making Musical Instruments

What We Like About This Resource...

"It's great to see music being explored in this way, and combining it with making creates a really interesting immersive project. This activity would work well as part of an extended project looking at musical instruments around the world and some of the natural materials they are made from." –

Rachel, AccessArt

You Might Also Like...

Pathway: Music and art



This is featured in the 'Music and Art' pathway


talking points: wassily Kandinsky



drawing source material: orchestras



A Cheerful Orchestra



Talking Points: Linda BELL



Talking Points: Nnena Kalu



Volcano Painting inspired by Frank Bowling

See This Resource Used In Schools...



















What We Like About This Resource...

“We love how this activity provides an opportunity to explore a well known Artist’s work, through focussing on their materials and techniques. The children looked at Frank Bowling’s work before creating their own individual responses that retained individual ownership – something we advocate as part of a rich and balanced visual arts education. It was also great to see how a professional artist visited the school to further enhance the children’s experience.” – *Rachel, AccessArt*


You May Also Like...

Pathway: Cloth, thread, paint



[This is featured in the 'Cloth, Thread, Paint' pathway](#)


Talking Points: Frank Bowling



Talking Points: Hannah Rae



Talking Points: Alice Kettle



AccessArt Shakespeare

Explores

Are you an Upper KS2 or Lower KS3 teacher planning on studying Shakespeare as part of your English Literature curriculum? If

so, AccessArt needs your help!

We are thrilled to announce the launch of a brand new project that links the visual arts with Shakespeare – and we are looking for schools to take part in the project pilot to help us gather evidence for a series of inspirational resources that explore new ways to study **Macbeth, Romeo & Juliet and A Midsummer Night's Dream**.

The focus of the project delivery will be through visual arts sessions, but with strong links to aspects of the literacy curriculum such as knowledge and comprehension of language, reassigning themes, and comparing characters when discussing dramatic literature.

What do you need to do?

1. Let us know if you would like to take part (see details at bottom of the page)
2. Be able to deliver a short series of visual arts activities, pre-planned by AccessArt, that explore one of the plays listed above during the **Autumn term 2021 or Spring term 2022**.
3. Come along to a drop-in Zoom session/s where we will be providing practical demonstrations of some of the activities that support the project delivery
4. Document the activities taking place (preferably with a colleague to assist) and send the named and captioned photos to us
5. AccessArt will then pull all the evidence together to create a series of Shakespeare resources on the website which we can share with our wider UK and international teacher and artist community

Interested? Let us know! Please email rachel@accessart.org.uk answering the following questions:

- Why you would like to take part in the project and why it appeals to you

- What Key Stage the participating children would be
- What your play preference is out of Macbeth, Romeo and Juliet or A Midsummer Night's Dream

We are looking for approximately 5 schools to take part in this initial pilot. A full project breakdown will be sent to all participating schools and the pre planned sessions will be made available by June 30th

We look forward to hearing from you!

Drawing and Poetry

The “Drawing and Poetry” In the Studio event explores connections between drawing and the written word.

Drawing can often take place in an observational context, where we draw what we see in front of us. In this session, we will use a poem as a starting point, and explore ways to really see it, and to draw the imagery and feelings it evokes.

The aim is to provide exciting starting points to explore a more fluid and experimental approach to drawing.

Find the recording of the session below.

Explore resources connecting drawing and poetry:

found poetry



poetry comics



poetry and printing



puzzle purses



imagery and poetry



illustrating the jabberwocky



set design – responding to text



Movement Maps

Pupil Led Arts Council At Gomersal Primary School

Nature Kaleidoscope

How to create a kaleidoscope using found natural objects and mirror card.

Animal Habitats: An Ecological Mural of Planet Earth

Vicki Ostersen visits her local Primary School to create a beautiful large scale mural of animals in their natural habitats.

Art Club Cafe

Use a range of making and modelling techniques to create a cafe, including modroc doughnuts and fabric pizzas!

Shadow Puppet Making and Performance

How Middle Eastern architecture was the inspiration behind a shadow puppet show for a year 4 class. A great opportunity for children to learn the technical aspects of making puppets, but also using narrative and story to create a performance.

Back – Painted Portraits

How to create portraits using an effective back painted technique. A great activity to explore less traditional portraiture methods that is suitable for a wide range of primary age groups.

Ink Collage Inspired by The Wolf Wilder

Using a well loved children's book as a starter for creating a beautiful and varied collage using different inking techniques.

Patterns with Nature


You May Also Like...

Pathway: Explore and Draw




Featured in the 'Explore and Draw' Pathway'

Talking Points: Artists as Collectors and explorers



AccessArt Digital Resources



Shells: Observational and Imaginative Drawing

You May Also Like...

Still Life Compositions



Create and paint your own still life composition inspired by Cezanne

Drawing Spiral Snails



Explore spirals found in nature with this mixed media workshop

Drawing Spirals



Explore drawing using whole body movements

Hands, Feet and Flowers

How to get creative by replacing paint brushes with our hands and feet to make large scale collaborative paintings.

Collaborative Public Mural Project

Shakespearean Sock Puppets

How to make textile and wood sock puppets using Shakespeare's Macbeth as inspiration.

One Roll of Paper, Two Activities