

How I use my Sketchbook as an Illustrator by Tobi Meuwissen

In the series 'How I use my Sketchbook', we are celebrating the different ways in which artists use their sketchbooks, spanning across a range of disciplines, to open up minds as to what a sketchbook is and can be, from the perspective of practicing artists.

In this video, AccessArt team member and illustrator [Tobi Meuwissen](#) shares with us how she uses sketchbooks to generate ideas and solve problems for illustration commissions.

[Log in as a member](#) to watch the full video below.

	Please log in here to access full content.	
Username	<input type="text"/>	
Password	<input type="password"/>	
	<input type="button" value="Login"/>	<input checked="" type="checkbox"/> Remember me
	Forgot Password	

To access all content, I would like to join as...

An Individual



Creative practitioners, educators, teachers, parents, learners...

From £3.50

An Organisation...



Schools, Colleges, Arts Organisations: Single and Multi-Users
From £42

AccessArt is a UK Charity and we believe everyone has the right to be creative. AccessArt provides inspiration to help us all reach our creative potential.

How I use my Sketchbook as a Mixed Media Artist by Morag

Thomson Merriman

How I use my Sketchbook as a Painter by Joe Gamble

What is a Sketchbook?

How Do We Adapt our Art Teaching to Include Children with Specific Educational Needs?

Making a Cardboard Sketchbook

Collage: Deconstructing, Reconstructing and Abstracting

What We Like About This Resource...

"I really like how this playful resource helps us to make a creative response inspired by a stimulus, ensuring that the stimulus is only an entry point into an outcome that will look totally different. Exploring the themes of colour, texture and composition through the lens of different artists also helps us see how we can interpret (and re-interpret) colours and materials in a meaningful way. Viewfinders and collage are also great tools for those who experience 'fear of the white page' and will allow learners to make conscious creative decisions as they go." – Tobi, AccessArt

You May Also Like

Adapting AccessArt: Colour and

Composition



Cut Paper Collage Still Life



Cooking with collage



Session Recording: The Tiny Art School Movement: Spotlight

Tiny Art Schools: Art School Ilkley Part One

**Tiny Art Schools: Art School
Ilkley Part Two**

**Tiny Art Schools: Art School
Ilkley Part Three**


**Session Recording: Improving
Outcomes in Drawing**

**Session Recording: Ten
Minutes, Five Times a Week
with AccessArt and DRYAD
Education**

Adapting AccessArt: Stories and Faces

You May Also Like...

Making Physical or Digital Layered Portraits



Pathway: Exploring Identity



Quentin Blake's Drawings as Inspiration: Exaggerating to communicate



Session Recording: Creating School Exhibitions & Displays



Finger Palette Portraits



elastic band sketchbook



Talking Points: An Introduction to Shape

A collection of sources and imagery to introduce shape.

Please note that this page contains links to external websites and has videos from external websites embedded. At the time of creation, AccessArt checked all links to ensure content is appropriate for teachers to access. However, external websites and videos are updated, and that is beyond our control.

Please [let us know](#) if you find a 404 link or if you feel content is no longer appropriate.

We strongly recommend as part of good teaching practice that teachers watch all videos and visit all websites before sharing with a class. On occasion there may be elements of a video you would prefer not to show to your class and it is the teacher's responsibility to ensure content is appropriate. Many thanks.

If you are having issues viewing videos, it may be due to your school's firewall or your cookie selection. Please check with your IT department.

This resource is free to access and is not a part of AccessArt membership.



ALL AUDIENCES



FREE TO ACCESS

An Introduction to Shape

Shape is used throughout art for lots of reasons; shapes can be vehicles for colour, convey emotion, and lead the eye on a journey around the page.

Different types of shapes can be categorised as 'geometric', 'organic' and 'intuitive'.

Geometric shapes, like squares and triangles, are

mainly found in manmade objects, for example, houses. You would often find 'organic' shapes in nature, for example, in leaves or shells. In 2-dimensional artwork, artists also create shapes 'intuitively' to represent a 'thing'.

Artists use shapes to communicate a certain message or convey an emotion.

- What emotion do you associate with certain shapes, for example, a triangle, circle or square?
- Do you feel different when you look at organic shapes compared to geometric shapes?


Artworks consist of lines and shapes built together with colour in a certain composition, whether it's an abstract or figurative piece.

- Some people would define shape through line. What do you think?
- When does a line become a shape?

When you look at an artwork, consider the shape and also the space around the shape (negative and positive space). These are shapes in themselves.

- How do the shapes sit in the composition?
- What is your eye drawn to? Why do you think this is?


Discuss the artwork below, considering some of the statements and questions above.



Abstract Landscape (1915- 1916) painting in high resolution by Henry Lyman Sayen. Original from the Smithsonian Institution.




**Artist Unkown, Still Life with Guitar, Original
public domain image from Saint Louis Art Museum**



Landscape by Joe Gamble



Polypodium vulgare, British by Anna Atkins and Anne Dixon, Original public domain image from Getty Museum



Area Broken by Perpendiculars (ca.1934) painting in high resolution by Joseph Schillinger. Original from The Smithsonian Institution.



Monoprint by Claire Harrup

Questions to Ask Children

Describe the shapes you can see? Consider the edges, angles, colours etc.

How do the shapes connect with each other?

Do any of these artworks use negative space? What shapes can you spot?

Shapes can give the illusion of something being there. In Claire Harrup's monoprint, what can you see?

Where is your eye drawn to? What journey does it take and do you think it's intentional?

What do you notice about the overall composition of the piece? How do the shapes and colours impact your opinion and overall feeling?

Session Recording: In The Studio: Drama and Art with David Allen

Session Recording: Pathway for Year 1 & 2: Exploring Watercolour

Session Recording: In The Studio: Observational and Experimental Drawing with Feathers and Shells

Session Recording: Gestural Drawing with Charcoal Pathway

Improving Outcomes: Gestural Drawing with Charcoal Pathway