


Creating Repeat Patterns With Rachel Parker

[By Rachel Parker](#)

In this post, surface pattern designer Rachel Parker shows us how we can create seamless repeat patterns using a 'square tile repeat'. This resource will get your students thinking about colours and shapes, and the relationship between these components to create an overall balanced pattern. This activity can be adapted for all age groups and gives a great insight into the creative process of a professional pattern designer.



	Please log in here to access full content.	
Username		<input type="text"/>
Password		<input type="password"/>

	<input type="button" value="Login"/> <input checked="" type="checkbox"/> Remember me
	Forgot Password

To access all content, I would like to join as...

An Individual



Creative practitioners, educators, teachers, parents, learners...

From £3.50

An Organisation...



Schools, Colleges, Arts Organisations: Single and Multi-Users
From £42

AccessArt is a UK Charity and we believe everyone has the right to be creative. AccessArt provides inspiration to help us all reach our creative potential.

What We Like About This Resource...

"This is a great activity for really tuning into colour and shape. The process is ultimately quite a refined one (ie making a pattern balanced and

repeated 'correctly') – but there's plenty of scope for exploring pattern in a more experiential way prior to the refinement page. Try one of the recommended resources below to introduce pattern and begin with some open ended activities to build skill and confidence." – Andrea, AccessArt

You Might Also Like...

Pathway: Exploring pattern



[This is featured in the 'Exploring Pattern' pathway](#)


Talking points: Andy Gilmore



talking points: Louise Despont



Inspired by Rachel Parker



Teachers Explore Pattern, Shape and Texture



Block Printing Repeat Patterns



AccessArt's Prompt Cards for Making

You Might Also Like...

Pathway: Music and art



[This is featured in the 'Music and Art' pathway](#)

Pathway: Playful Making



[This resource is featured in the 'Playful Making' pathway](#)

Manipulating Paper



Cardboard Sculptures



The Chair and Me



Still Life Compositions: Inspired by Cezanne

What We Like About This Resource...

"This activity walks through a number of different processes and taps into multiple skills. This provides a rich exploratory project for children to fully immerse themselves in. Cezanne was the focus artist for this project, but other contemporary still life painters could be used as starter inspiration. We actually advocate showing the work of more than one artist as this builds

knowledge of how approaches to painting, drawing etc differ. This also helps children move towards a personal response rather than creating a 'copy' of one particular artist's work" – Rachel, AccessArt

You Might Also Like...

Pathway: Exploring Still Life



[This is featured in the 'Explore Still Life' pathway](#)

Talking Points: Paul Cezanne



talking points: Contemporary still life



talking points: Flemish and Dutch Still Life Painters



Remembrance Day Peg Soldiers

What We Like About This Resource...

"It's great to see a different approach to thinking about remembrance day. These peg soldiers are a refreshing alternative to artwork inspired by poppies. The processes involved encourage children to focus on fine motor skills: wrapping embroidery thread around the peg and creating small detailed clothes and helmets. These dolls look particularly effective when standing as a collection and would make a poignant alternative to a standard display board" – Rachel, AccessArt

See This Resource Used In Schools...




You Might Also Like...



An Exploration of Paul Nash



For Remembrance Day



World War 1 Mail Art

Make First

Making A Banner At Woking College

What We Like About This

Resource...

Working collaboratively towards a shared aim provides an alternative experience to working on individual projects. Creating together encourages listening, peer feedback and creative problem solving – all of which are hugely valuable in all areas of education” – *Rachel, AccessArt*

You May Also Like...



[Animal Habitat Mural](#)



Collaborative Public Mural



Mural and Workshop Project

Outdoor Art In Urban Gardens

Wish List

Which Artists: The Life & Works of Madge Gill

What We Like About This Resource...

“The life of Madge Gill that Sophie Dutton recounts here gives us real insight into the challenges that Madge Gill experienced, and how these challenges would have been common among women at the time. When we study the work of Artists, it adds a rich context to our experience of their work to consider their personal history, and helps us ask questions like ‘why do you think the Artist painted in this way or was inspired by this subject matter?’ If you introduce your class to Madge Gill, begin with looking back over her younger life to try and better understand her motivations as an Artist” – *Rachel, AccessArt*


You May Also Like...



[I am AccessArt: Ann Rippin](#)



[Making Batik Textiles in the Classroom](#)



[How I Use Drawing and Sketchbooks](#)

Turkish Map Fold


What We Like About This Resource...

“This activity is a great example of how we can use paper as the focus of creativity. Often we use paper purely for drawing or painting on, but here, it is central to the activity itself. While these particular folded sculptures have their roots in Turkish culture, you could still deliver the activity if looking at things like Origami too, thus linking it across different cultures” –

Rachel, AccessArt

You Might Also Like...

Puzzle Purses Part 1



Puzzle Purses Part 2



Paperback Figures



Which Artists: Liz West

What We Like About This Resource...

"It's really interesting to hear how the interest Liz has in the quality of light comes from a personal place and is something she has responded to since childhood. Seeing how her work has developed over the years is therefore a really positive re enforcement that individual creative journeys, where nurtured, are so central to a rich arts education. We also love hearing Liz is always on the 'quest for knowledge' – meaning she is open to her ideas constantly evolving and the process

of gathering new information and inspiration never stops!" – Rachel, AccessArt

You May Also Like...

Pathway: Brave Colour



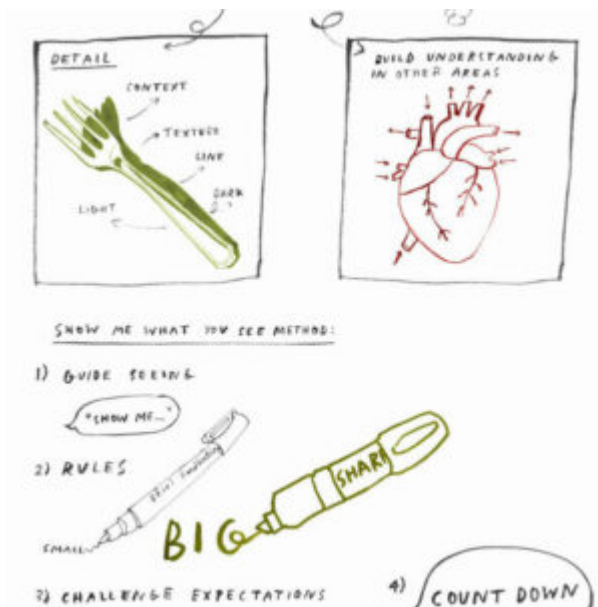
[This is featured in the 'Brave colour' pathway](#)

using sketchbooks to make visual notes



Find out how pupils can respond to artists work in sketchbooks

Show me what you see



Enable close looking and drawing with this exercise

Lightbulb Art



Mini World Light Boxes



Visual Arts Planning: Light and Dark



World War I Mail Art

What We Like About This Resource...

“This project links poignant subject matter with meaningful art processes and local history. What we learn about the re purposing of materials, (in this case spent ammunition) re affirms how we can use what is around us as a starting point to making and creating. You could extend or adapt this project by looking at broken pottery, re purposing that into new sculptures that link with Roman or other local historical cultures” – *Rachel, AccessArt*

You May Also Like...



[Henry Moore's Shelter Drawings](#)



Remembrance Day Soldiers



For Remembrance Day

Which Artists: Claire Harrup

What We Like About This Resource...

“We really enjoyed reading about the process of creating art work according to a design brief and how the experience of this differs to when an artist begins with their own idea or concept. That’s not to say an artist can’t approach a brief with their own individual style and ideas, but what this post shows us is that there can be a balance between the two. This would be a great resource to show older KS pupils who may be beginning to consider their options beyond Primary School”. – *Rachel, AccessArt*

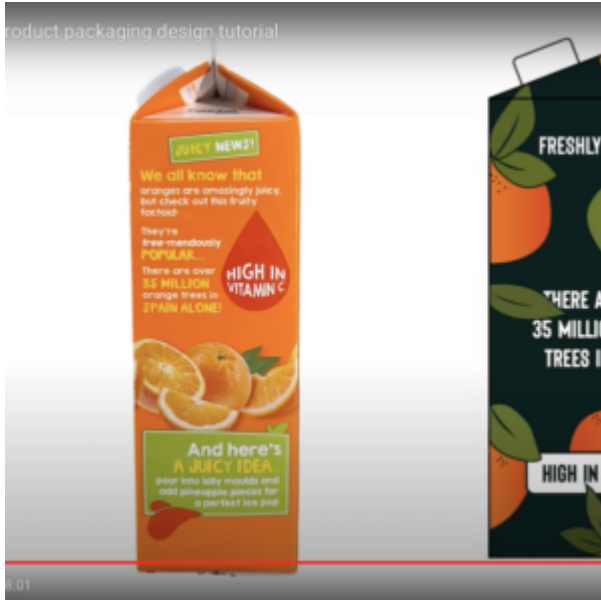
You Might Also Like...

Pathway: 2D Drawing to 3D Making



This is featured in the '2D Drawing to 3D Making' pathway

Talking Points: Packaging Design




What is Typography



Which Artist: Rachel Parker



Repeating Patterns



Block Printing Repeat Patterns



Which Artists: Theresa Easton

What We Like About This Resource...

“It’s interesting to hear Theresa describe Printmaking as a social activity, with the shared use of materials and equipment so central to the practice. This could be a positive way of working for lots of children in school, where instead of just working on individual art work, they can collaborate and embrace the creative sharing experience!” – Tobi, AccessArt.

You Might Also Like...



Monoprint Animals



Screen printing Inspired by Matisse



[An Exploration of Shepherd Fairey](#)

**Thoughts About the Art &
Design Curriculum by Paul
Carney**

**DrawAble: My Tiger Sketchbook
by Inbal Leitner**

What We Like About This Resource...

“This resource is a lovely example of how words and text can generate ideas, which can then be transferred to paper. Working in this way with children is a great way for them to engage with literature – and to have an individual response. Try reading poems out loud to a class and ask them to list all the images that spring to mind before exploring those images through drawing”. – *Rachel, AccessArt*

See This Resource Used In Schools





You May Also Like...

Pathway: Telling Stories through drawing and making



This is featured in the 'Drawing Stories Through Drawing and Making' pathway

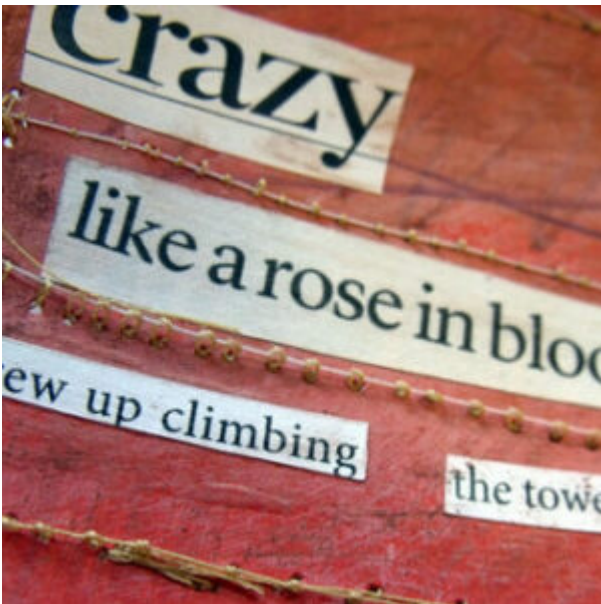
Rosie Hurley: Esio Trot



Poetry and Printmaking



Found Poetry



Drawable: The Ingredients and Elements of the Poem by Inbal

Leitner

You Might Also like...

Pathway: Telling Stories through drawing and making



[This is featured in the 'Drawing Stories Through Drawing and Making' pathway](#)

DrawAble: Unfolding Stories by Inbal Leitner

Which Artists: Ava Jolliffe

Which Artists: 2B or Not 2B