

Iridescent Insects

By [Alison Dunne](#).

In this resource, spanning six one-hour sessions, teacher Alison Dunne talks through a drawing and embossing project, inspired by insects and the Mexican tin folk art known as 'Hojalata.' Pupils explore observational drawing, colour mixing, texture and embossing with a focus on early scientific artists and explorers such as Maria Sibylla Merian, and contemporary artists such as Rosalind Monks. This project took place with a Key Stage 2 class, but it could easily be adapted to other ages.



	Please log in here to access full content.	
Username	<input type="text"/>	
Password	<input type="password"/>	
	<input type="button" value="Login"/>	<input checked="" type="checkbox"/> Remember me
	Forgot Password	

To access all content, I would like to join as...

An Individual



Creative practitioners, educators, teachers, parents, learners...

From £3.50

An Organisation...



Schools, Colleges, Arts Organisations: Single and Multi-Users
From £42

AccessArt is a UK Charity and we believe everyone has the right to be creative. AccessArt provides inspiration to help us all reach our creative potential.

Sensory Sculpture inspired by Barbara Hepworth

Engaging Audiences Through Transportation

Making a Ruler Drawing (of a Bag)

What is a Sketchbook?

Making a Cardboard Sketchbook

“Acts of Kindness” Workshop

Collage: Deconstructing, Reconstructing and Abstracting

What We Like About This Resource...

"I really like how this playful resource helps us to make a creative response inspired by a stimulus, ensuring that the stimulus is only an entry point into an outcome that will look totally different. Exploring the themes of colour, texture and composition through the lens of different artists also helps us see how we can interpret (and re-interpret) colours and materials in a meaningful way. Viewfinders and collage are also great tools for those who experience 'fear of the white page' and will allow learners to make conscious creative decisions as they go." – Tobi, AccessArt

You May Also Like

Adapting AccessArt: Colour and
Composition



Cut Paper Collage Still Life



Cooking with collage



Tiny Art Schools: The Little Makery

Tiny Art Schools: Creative Days

Tiny Art Schools: Art School

Ilkley Part One


**Tiny Art Schools: Art School
Ilkley Part Two**

**Tiny Art Schools: Art School
Ilkley Part Three**

**Adapting AccessArt: Stories
and Faces**

You May Also Like...

**Making Physical or Digital Layered
Portraits**



Pathway: Exploring Identity



**Quentin Blake's Drawings as Inspiration:
Exaggerating to communicate**



Session Recording: Creating School Exhibitions & Displays



Finger Palette Portraits



elastic band sketchbook



Playing With Perspective

You May Also Like...

Other Resources by Joe Gamble



Adapting AccessArt: Colour and Composition



Thoughtful Mark making



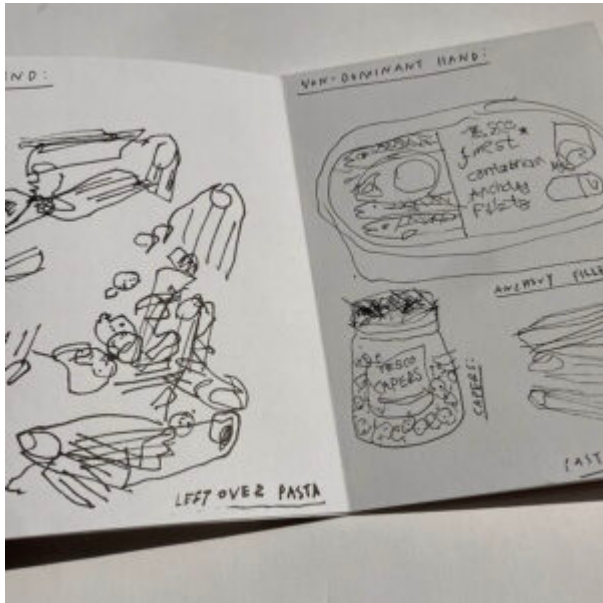
Cooking With Collage

You May Also Like...

Redesigning food Packaging



What i ate in a day



Paint Your corner Shop



Creating Repeat Patterns



Adapting AccessArt: Colour and Composition

You May Also Like

Manipulating Forms in Landscape Painting



Layered Colour Gestural Drawing




Cut Paper Collage Still Life



What I Ate in a Day

You May Also Like

Drawing Prompt Cards



Watercolour Washes Inspired by the Tapestries of Henry Moore




Paint Your corner Shop



Adapting AccessArt: From 2D to 3D

You May Also Like

Manipulating Paper: Turning 2D into 3D



Making Prompt cards




playful making pathway



ASTRONAUT PAPER BODY CASTS



Turkish map fold



Adapting AccessArt: Playful Making Inspired by Nnena Kalu



Adapting AccessArt: Pattern

and Colour

You May Also Like...

Screenprinting in the classroom



SCREENPRINTING USING OVERLAID PATTERN



exciting colour



Creating Repeat Patterns With Rachel Parker

