

Opening Out: Shells and Sketchbooks

By [Tobi Meuwissen](#)

In this activity, learners experiment with a range of drawing tools and materials to create both observational and experimental mixed-media drawings.

In the session, they begin by making a concertina sketchbook using tracing paper, before experimenting with ink and a range of drawing materials, moving onto close observational drawing of shells, to fill their concertinas with drawings in inventive and creative ways.

The three drawing exercises, along with the warm-up activity, are carefully scaffolded to help children develop their skills step-by-step. Each activity builds on prior learning, reinforcing understanding of both the subject matter and the materials, while encouraging children to make connections and informed choices about their next steps.

This activity was facilitated with Year 4 learners at [Beaver Road Junior School](#) over a 1.5-hour session, but it can easily be extended or adapted, with opportunities to use the exercises as warm-ups across different sessions. It also comes with plenty of scope to adapt the exercises to the

needs or aims of your learners.

[Log in](#) as a member below to access the full resource.



	Please log in here to access full content.
Username	<input type="text"/>
Password	<input type="password"/>
	<input type="button" value="Login"/> <input checked="" type="checkbox"/> Remember me
	Forgot Password

To access all content, I would like to join as...

An Individual



Creative practitioners, educators, teachers, parents, learners...

[From £3.50](#)

An Organisation...



Schools, Colleges, Arts Organisations: Single and Multi-Users
From £42

AccessArt is a UK Charity and we believe everyone has the right to be creative. AccessArt provides inspiration to help us all reach our creative potential.

You May Also Like...

making a blind contour drawing



Experimental mark-making tools



Nests: Materials, Tools and Sketchbooks



Insect Cubes

You May Also Like...

Drawing insects big



continuous line minibeasts



iridescent insects



Fruit Plates

You May Also Like...

working on black paper



cut paper still life collage



graphic inky still life



Making the “AccessArt For All” Banner

Curiosity and Kindness: Prompt Cards for Making

You May Also Like...


AccessArt art week 2026: Curiosity and Kindness

CURIOSITY AND KINDNESS



ACCESSART

AccessArt art week 2026: Curiosity and Kindness Activities



explore other art week themes



Prompt Cards for Making



roots and shoots



playful making inspired by nna kalu



**Finding Kindness in Marks
Made by Artists**

You May Also Like...

AccessArt art week 2026: Curiosity and Kindness



AccessArt art week 2026: Curiosity and Kindness Activities




explore other art week themes



Experimental mark-making tools



the anatomy of a pencil



Finding Marks Through Drawings Made by Artists



Splendour and Opulence

Inspired by Klimt

What We Like About This Resource...

"We really love how Nichola devised and facilitated this activity, giving learners complete freedom whilst limiting certain elements such as colour palette. This activity incorporates a journeyful approach, in which the experiments all come together to form a shared outcome, and celebrate every learners exploration, which we love!" – Tobi, AccessArt

You May Also Like...

visual notes



sculptural environments inspired by hockney



Multimedia Response to Yayoi Kusama



Dizzy Tins

You May Also Like...

Drawing Hands



Paint your corner shop



animating hands



redesigning food packaging



Adapting AccessArt: Woolly

Scarves and Long Sketchbooks

You May Also Like...

Using pastel to capture texture



collaging with wax crayon rubbings



concertina landscapes



**Collaged Costume for
Cardboard Figures**

You May Also Like...

Speech Bubble Challenge



alternative fashion




making 2d and 3d fashion designs



See This Resource Used in Educational Settings...









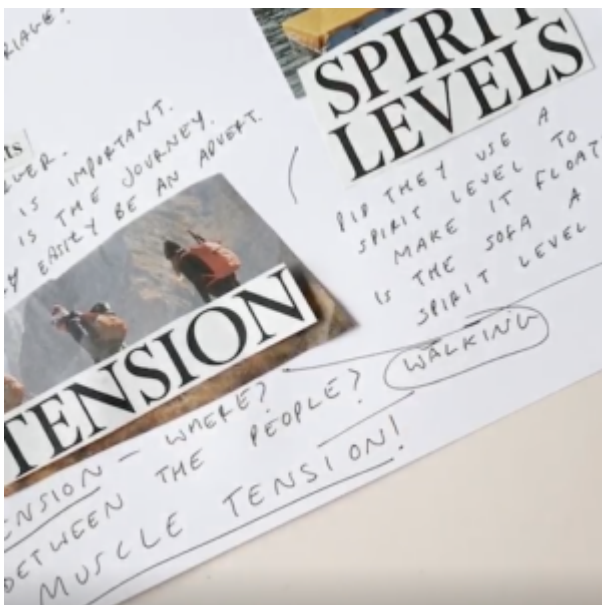
Speech Bubble Challenge

You May Also Like...

Collaged Costume for Cardboard Figures



Word and image: creating new narratives



Talking heads



Drawing With Two Hands

You May Also Like...

see three shapes



Feely Drawings



Ten minutes, five times a week



CPD recording: drawing with two hands



Adapting AccessArt: Plinth People

This Project Uses The Following Resources...

Plinth people: Sculptural Self Portraits



Quick Clay Figurative Sketches



Landscapes Inspired by John Piper



drawing with scissors



CPD Recording: Transforming Letters



Talking With Your Hands

Co-Design in the Classroom

You May Also Like...

Our Creative Community: A pupil-led Project




Visual Arts Pedagogy



Dreaming With Watercolour

You May Also Like...

let me inspire you by emma burleigh



Globe paintings




introduction to watercolour



See all send resources



See This Resource Used in Educational Settings...





How I use my Sketchbook as a Painter, by Rachel Thompson

Word and Image: Creating New Narratives

You May Also Like...

Teenagers write in invented text



Teenagers write in invented text



Monoprint to explore poetry



3d Visual Maps

