

Red to Green: Steps to Observational Drawing

Foundations for students to be able to approach observational drawing without feeling inhibited or paralyzed and reinstate their confidence in their ability and right to draw.

Red to Green: Monoprinting

Monoprinting is an excellent way to access mark making and drawing but with a bit of 'distance' from the finished work. Results are always unexpected and the process itself very engaging, so any potential anxiety about what a finished drawing 'should' look like is taken away.

Life Drawing: Capturing Gesture by Hester Berry

Red to Green: Block Printing

enjoyed the process of block printing

Red to Green: Taking Rubbings and Making Compositions

process of recording by taken rubbings from natural and man made objects whilst incidentally making uninhibited gestures and marks with graphite

Red to Green: Patterns in Nature, Line and Wire

using drawing as a way into exploring designs and patterns in nature, followed by a making session using wire to extend ideas into 3D

Aspire to Create: Inspired by Nature & Empowered by Creativity – Red to Green

One: Casting



Exploring mark making into wet clay, mould making, mixing and pouring plaster

Two: Patterns in Nature, Line and Wire



Using drawing to look at designs and patterns in nature to inspire the creation of wire sculpture

Three: Taking Rubbings and Making Compositions



Recording the surrounding world by taking rubbings

Four: Block Printing



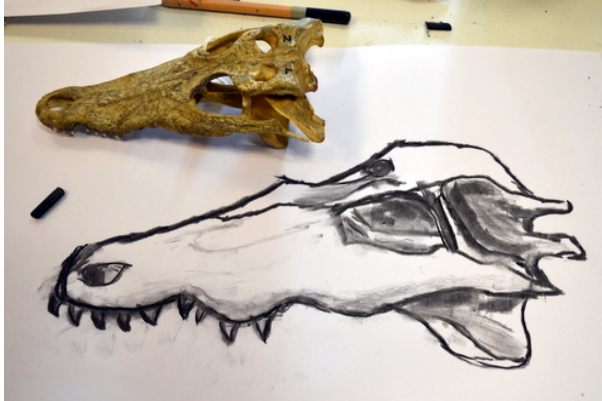
Learners are introduced to block printing

Five: Monoprinting




Exploring texture, pattern and mark making through monoprinting

Six: Steps to Observational Drawing



Four steps to enabling observational drawing

Seven: Making Sculpture



Learners explore sculptural principles of form, space and balance

Eight: Wax Resist and Scraffito



Introducing colour with wax resist and scraffito techniques



Red to Green: Casting

day one of AccessArt's six day residency at Red2Green mark making into clay, mould making and casting

3D Drawing with Paper: Texture – Surface – Structure

Artist Andrea Butler sets teenagers the challenge to create 3D forms from sheets of paper experimenting with structure and

texture using manipulation techniques.


Life Drawing: A Collection of Resources by Hester Berry

How to Run a Life Drawing Class




[_](#)Introducing Hester and providing an overview of how Hester sets up and facilitates a life class.

An Introduction to Life Drawing



[_](#)Getting started with life drawing and some simple warm-up exercises to help you become familiar with your drawing materials and the life model.

Capturing gesture



Hester provides some helpful advice along with a series of short drawing exercises, that will enable you to identify the essentials of a pose and successfully record the movement and gesture of the life model.

Drawing the head



Drawing faces can be daunting, but Hester explains how you can tackle them successfully using simple and logical steps.

drawing hands and feet



Hands and feet are tricky subjects and often get omitted because the forms seem too complicated to draw. Hester shares a secret shortcut to understanding and drawing these complex forms ...think mittens and socks!

Understanding Foreshortening



When drawing the life model, it can be difficult to process your view of a 3D form into a 2D representation. Hester explains clearly and concisely how to successfully achieve a foreshortened figure to create the illusion of space in your drawings.

Using Tone



[Hester](#) explains how to use tone effectively to give your drawings more definition and an increased sense of volume and suggests ways of using tone when drawing short poses, that will build your confidence and skills.

Introduction to Life Drawing with Hester Berry

Cantus Arcticus (Concerto for Birds and Orchestra) Op.61: Images Inspired by Music

How to Make a Simple Origami Bird by Melanie Johns

Melanie Johns suggests using origami to transform old artwork. It's an exciting way of using less successful drawings or paintings on paper to produce a new creative outcome, in the form of a personalised paper sculpture.

In the Company of Birds

You May Also Like...

Visual Arts Planning Collections: Birds



swoop



Birds in trees



Exploration of Watercolour in the Studio

After having studied watercolour paintings at the Fitzwilliam Museum Cambridge with AccessArt, teachers were invited to

undertake their own exploration of working with watercolour, including colour mixing, paint techniques, and intention. This resource shares the processes and outcomes of the practical studio session.

Introduction to Watercolour

You May Also Like...

Pathway: Exploring Watercolour



[Featured in the 'Exploring Watercolour' pathway](#)

Pathway: Mixed Media Land and city scapes



[This is featured in the 'Mixed Media Land and City Scapes' pathway](#)


**Collection of Landscape Resources by
Hester Berry**



**PAINTING THE STORM AT BOURN PRIMARY
SCHOOL**



Talking Points: Paul Klee



part 2: Exploration of Watercolour in the studio



Exploring Watercolour at the Fitzwilliam Museum Cambridge with AccessArt

part 1: Introduction to Watercolour



The resource describes and demonstrates individual watercolour techniques, and then shows examples of these techniques in paintings from the Fitzwilliam Collection.

part 2: Exploration of Watercolour in the studio



After studying paintings from the collection at first hand and identifying how various marks within the paintings may have been made, teachers undertake their own exploration of working with watercolour.

The
Fitzwilliam
Museum
CAMBRIDGE



UNIVERSITY OF CAMBRIDGE
MUSEUMS
& BOTANIC GARDEN



Supported using public funding by
ARTS COUNCIL
ENGLAND



‘Dawn Chorus’ by Marcus Coates

Priscilla the Puffin: Make a Simple Bird Mobile

Nicola McGovern was one of the artists who generously donated an artwork to the AccessArt Share-a-Bird Project. She sent a mobile of a puffin and included a template so that the children who received her bird could have fun making a whole flock of puffins.

Colourful Sculptural Birds by Pupils at Donhead Preparatory School

See fabulous selection of birds by pupils from Donhead Preparatory School sent to AccessArt by Phillippa Dudgeon, Head of Art & DT.