

Emma Copley – Painting a Still Life and Seeing Colour

A 40 Artist Educator Resource:
Be Inspired by Emma Copley



Shell Subject Matter

Artist Educator, Emma Copley demonstrates in this beautifully illustrated resource, a step-by-step method for producing a painting of a shell, or similar object, in gouache.

This project was shared with AccessArt as part of the [40 Artist Educator Project](#), funded by Arts Council England, aiming to highlight and celebrate artist-led teaching and facilitation.

Seeing and Painting a Shell by Emma Copley

These instructions are for painting a picture of a shell in gouache*, however you can use any object that is limited in colour, an egg or a mushroom would also work. The techniques taught in this resource can be adapted to any learner age and ability, as well as any painting medium.

I have developed this method over many years and use it to create many of my own paintings; especially of trompe l'oeil objects. I have delivered this painting method in many of my adult education classes with great results. My students have enjoyed the simple exercises that lead up to the painting and always come away with a new view of how to get started with their own work. You will begin to understand how to find colour in objects that seemingly don't have any, how to work in a limited palette and how to inject your own personality into those choices.

*A form of opaque watercolour.

	Please log in here to access full content.	
Username	<input type="text"/>	
Password	<input type="password"/>	
	<input type="button" value="Login"/>	<input checked="" type="checkbox"/> Remember me
	Forgot Password	

To access all content, I would like to join as...

An Individual



Creative practitioners, educators, teachers, parents, learners...

From £3.50

An Organisation...



Schools, Colleges, Arts Organisations: Single and Multi-Users
From £42

AccessArt is a UK Charity and we believe everyone has the right to be creative. AccessArt provides inspiration to help us all reach our creative potential.

Drypoint Etching

You May Also Like...

Visual Arts Planning Collections:
Portraits



kitchen lithography



video enabled printmaking resources



How to Cast – Simple, Two Piece Casting Using Clay & Plaster

Improving Drawing Outcomes by Changing Paper

Join Accessart

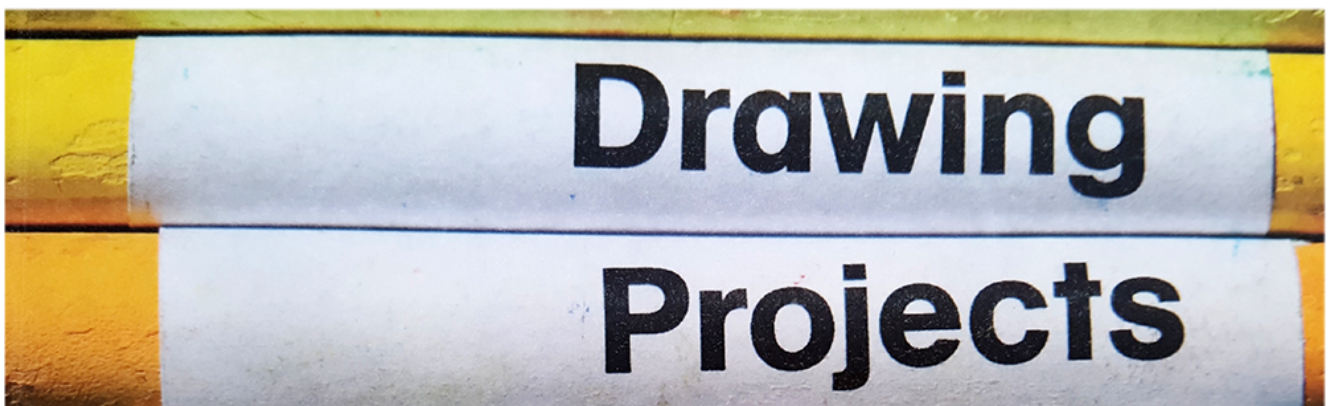
Join AccessArt from only £3.50 per month and access all our resources wherever you live.

See Curriculum Guidance for Drawing: Resources



[Further Guidance to Support Drawing in Schools](#)

More Drawing Projects



[Find more drawing exercises and projects for primary-aged children in this beautiful book by Paula Briggs.](#)

Why use Warm Up Drawing Exercises?

**Self Portraiture Photography
by Anna Lynch**

Making Metal Badges by Maria Whetman

Exploring Cyanotype by Maru

Rojas


Drawing with Wire: The Polymeric Approach by Julie de Bastion

You May Also Like...


Visual Arts Planning Collections:
Literacy



Accessart wire resources



drawing with wire



How to Run a Life Drawing Class by Hester Berry

James Green: An Introduction to Lino Cutting Printmaking

The Intaglio Printing Process by Neil Woodall

Experimental Drawing – Process over Outcome

Artist and facilitator Sharon Kelly shares an inspirational mark-making workshop in which participants are encouraged to take risks in their work.

Drawing Materials Sample Cards

Drawing project to create sample drawing material cards which can be used for future reference and inspiration. [Full](#)

Found Poetry

Emily Wilkinson shares her visual and creative way of building a poem.

Cardboard Sculptures

Staff at Ridgefield Primary School Cambridge explore an open-ended exploration of sculptural materials and techniques.

Taking Creative Risks

Is it important to get children to take risks in their artwork?

Which Artists: Faith

Bebbington

What We Like About This Resource...

“Faith’s work creating sculptures using recycled or discarded plastic is really beautiful, and exceeds expectation of what we might consider scrap plastic being able to do. The processes she uses, particularly with the dancing figures, are all easily accessible to a school setting, with tape, card, wire being relatively inexpensive and simple to use. Delivering an Art project using waste plastic has cross curricular links with other subject areas, particularly PSHE and Geography where children may be learning about the environment and how to protect it” – Tobi, AccessArt.

You Might Also Like...



Sea Sculptures from Plastic Bottles



Transformation Project



Visual Arts Planning: Our Natural World

Paper Dress by Andrea Butler

The IMPRESSABILITY Project