

# Making Painted & Sewn Landscapes

This post shares a way to explore working with both paint and thread to create painted and sewn responses to landscape.



## You Will Need:

- Calico or other neutral fabric. Cut into A4 or smaller rectangles.
- Acrylic or poster paint
- Brushes
- Card for palettes
- Sewing thread
- Needles

---

	Please log in here to access full content.
--	--

Username	<input type="text"/>
Password	<input type="password"/>
	<input type="button" value="Login"/> <input checked="" type="checkbox"/> Remember me
	<a href="#">Forgot Password</a>

To access all content, I would like to join as...

**An Individual**



Creative practitioners, educators, teachers, parents, learners...

From £3.50

**An Organisation...**






Schools, Colleges, Arts Organisations: Single and Multi-Users  
**From £42**

*AccessArt is a UK Charity and we believe everyone has the right to be creative. AccessArt provides inspiration to help us all reach our creative potential.*

---

**See This Resource Used In  
Schools...**





























# You May Also Like...

**Pathway: Cloth, thread, paint**



[This is featured in the 'Cloth, Thread, Paint' pathway](#)


**Talking Points: Frank Bowling**



## **Talking Points: Hannah Rae**



## **Talking Points: Alice Kettle**



---

**Experimental      Mark      Making**



# Tools

See This Resource Used in  
Schools





## You May Also Like...

**Pathway: Expressive Painting**



**This is featured in the 'Expressive Painting' pathway**

---

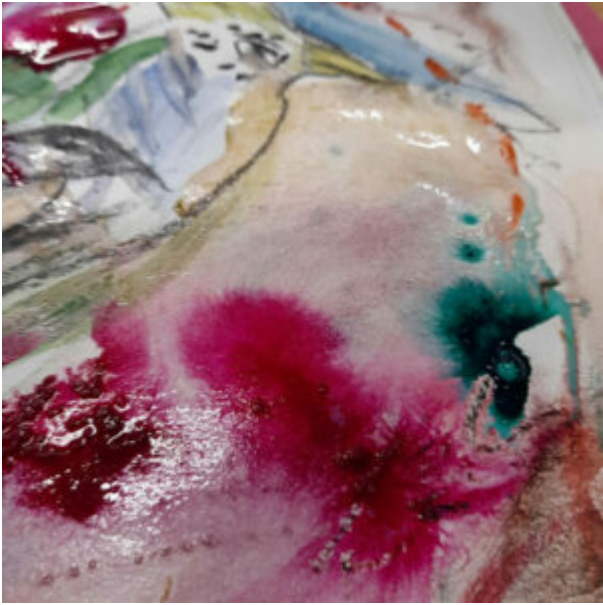
# Mixed Media Landscape Challenges


See This Resource Used In Schools...

















## You May Also Like...

**Pathway: Mixed Media Land and city scapes**



[This is featured in the 'Mixed Media Land and City Scapes' pathway](#)

**Talking Points: Kittie Jones**



## **Talking Points: Vanessa Gardiner**



## **Talking Points: The Shoreditch Sketcher**





---

# A Visual Poetry Zine with Monotype

Use monoprint, paint and collage to create zines inspired by poetry.

---

## Osakana

---

## How Do Non-Specialist

# Teachers Teach Art?

---

## Which Artists: Tatyana Antoun

## What We Like About This Resource...

*“The research phase of a creative project can be presented in many different ways, and can even be an art form in itself. Here, Tatyana demonstrates how her sketchbooks became a medium through which she expressed her thoughts, refined her ideas and explored materials. We believe sketchbooks to be a powerful tool for children to take ownership of their ideas and travel on their own creative journey, without necessarily knowing the destination. Take a look at our [sketchbook journey](#) for more sketchbook inspiration” – Rachel, AccessArt.*

## You Might Also Like...




## Sketchbooks and Thinking Skills



## Sketchbooks for Designers – an Introduction for Children





## [Using Sketchbooks to Take Ownership of Ideas](#)

---

**Which Artists: Merlin Evans**

**What We Love About This Resource...**

So often, we hear talk of the distinction between science and art, and no more so when teenagers proceed through their education and they are encouraged to choose one route or another. In reality, creative thinking helps scientific understanding and a scientific approach can inform and inspire art.

It's so refreshing to read and see Merlin's experience and understand how she works between these two areas – in her words *“mixing subjects, and seeing how they work and intersect is where inventions take place!”*

We also love the way her work embraces the *felt* world of being human, as well as the *known* world. We're sure many young people will find Merlin's work of interest and reassuring when they are pressured to choose *“art or science”*.

## You May Also Like...

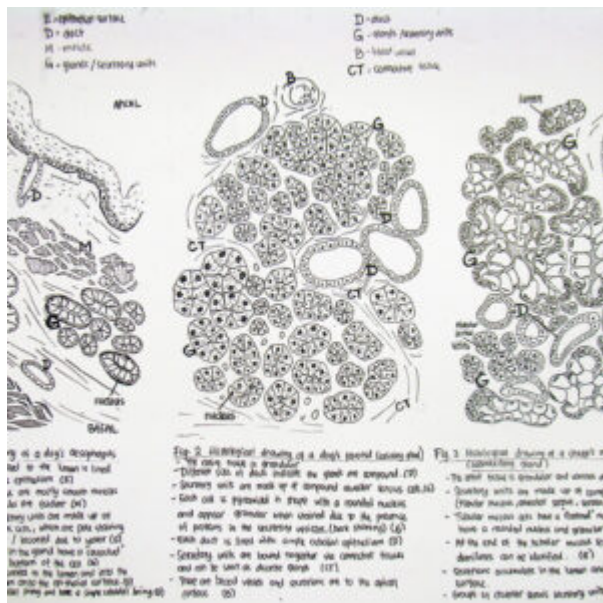
### Drawing for Learning



[Dr Fay Penrose, PhD, PGCert, SFHEA, BA\(Hons\) Senior Lecturer in Veterinary Anatomy and Head of First Year in Veterinary Science, University of](#)

Liverpool, explores why visual and tactile literacy and manual dexterity skills are important in the STEM subjects in higher education.


## Drawing as a Way of Understanding



Fay Penrose, Lecturer in Veterinary Biology at The Veterinary School at University of Liverpool, who shares her work in introducing drawing as a way of checking understanding of complex subjects. This methodology would be very transferable to a number of subject areas in schools.

## Drawing as a Way of Understanding





Resource by Andrea Butler sharing her process of making drawings whilst walking. “I wanted to develop a way of drawing that captured my sensory and visual experiences as I moved through the landscape.”

---

**Exploring, Associating & Connecting – a Sketchbook Exercise**

---

# **Home Made Inks**

---

**Printmaking By Scarlett  
Rebecca**

---

**How I Use Sketchbooks &  
Drawing**


---

**Kitchen Lithography**

**See This Resource Used In  
Schools...**









---

**What Is A Drawing Tool?**

---

# **Making is Hard**

---

## **What Is The Purpose of Drawing?**

---

## **What Is Drawing?**

---

## **Creating Patterns**

## **Repeat With**



# Rachel Parker

## What We Like About This Resource...

*“This is a great activity for really tuning into colour and shape. The process is ultimately quite a refined one (ie making a pattern balanced and repeated ‘correctly’) – but there’s plenty of scope for exploring pattern in a more experiential way prior to the refinement page. Try one of the recommended resources below to introduce pattern and begin with some open*

*ended activities to build skill and confidence.” – Andrea, AccessArt*

## You Might Also Like...

**Pathway: Exploring pattern**



**This is featured in the  
'Exploring Pattern'**

# pathway

**Talking  
Gilmore**

**Points:**

**Andy**



**talking  
Despont**


**points:**

**Louise**





**Inspired by Rachel Parker**



**Teachers Explore Pattern,  
Shape and Texture**



# Block Printing Repeat Patterns



# **Making A Banner At Woking College**

## **What We Like About This Resource...**

**Working collaboratively towards a shared aim provides an alternative experience to working on individual projects. Creating together encourages listening, peer feedback and creative problem solving – all of which are hugely valuable in all areas of education” –  
*Rachel, AccessArt***

# You May Also Like...



# Animal Habitat Mural





# Collaborative Public Mural



## Mural and Workshop Project

---

### **Wish List**