


Using a Found Book for a Sketchbook

by Andrea Butler

As an artist, I am always excited by a blank sketchbook and its possibilities and I never know when one from my collection will turn out to be the perfect sketchbook for a particular project. I also keep an eye out for interesting second hand books and magazines, as these can be repurposed to create individual, themed sketchbooks that can complement the artwork presented within them. In this resource, I share how I experimented with using a second hand book to create a sketchbook.



Pages with geometry are chosen to complement the angular marks of my drawing from Frank Auerbach's work

	Please log in here to access full content.
Username	<input type="text"/>
Password	<input type="password"/>
	<input type="button" value="Login"/> <input checked="" type="checkbox"/> Remember me
	Forgot Password

To access all content, I would like to join as...

An Individual



Creative practitioners, educators, teachers, parents, learners...

From £3.50

An Organisation...



Schools, Colleges, Arts Organisations: Single and Multi-Users
From £42

AccessArt is a UK Charity and we believe everyone has the right to be creative. AccessArt provides inspiration to help us all reach our creative potential.

Be Consistent

**Be Mindful Of Hidden
Assessment**

Make Assessment Inclusive

**Attainment And Progress Are
Two Very Different Things**

**Make Assessment a Classroom
Tool For Improvement**

**Assess a Broad Range of Art
Abilities Over Time, Linked**

To Your Curriculum

Making Spaces & Places in a Sketchbook

Making a Simple Folded Sketchbook

Making a Hole Punch Sketchbook

Making a Backwards Sketchbook

Mark Making & Sound: Part Three

You May Also Like...

Pathway: Music and art



[This is featured in the 'Music and Art' pathway](#)

Mark Making & Sound: Part One



Mark Making & Sound: Part Two



Mark Making & Sound: Part Two

You May Also Like...

Pathway: Music and art




[This is featured in the 'Music and Art' pathway](#)

Mark Making & Sound: Part One



Mark Making & Sound: Part Three



Mark Making & Sound: Part One

You May Also Like...

Pathway: Music and art




[This is featured in the 'Music and Art' pathway](#)

Mark Making & Sound: Part Two



Mark Making & Sound: Part Three



Drawing to a Slow Rhythm



Inspired by Miro



Drawing to Music



**AccessArt Drawing Prompt
Cards**

Looking for Hope in the Small Things

Draw your Granny and Grandpa or Any Relative You Love!

The Nonna Maria Drawing Challenge by Luca Damiani

Be Inspired by Flowers in a Glass Vase by Jan Davidsz de Heem

This resource looks at 'Flowers in a Glass Vase' by the Dutch painter, Jan Davidsz de Heem (1606-1684), on permanent display at the Fitzwilliam Museum, Cambridge, and how it might inspire your own creative responses and experimentation with colour.

“Missing You” – Pavement Art Response to #SchoolclosureUK

**Home: The Little House on
West Street LockDown Project**