

How I use my Sketchbook as a Painter, by Rachel Thompson

In the series '[How Artists Use Their Sketchbooks](#)', we are celebrating the different ways in which artists use their sketchbooks, spanning across a range of disciplines, to open up minds as to what a sketchbook is and can be, from the perspective of practicing artists.

In this video, painter and AccesArt team member [Rachel Thompson](#) shares with us how she uses sketchbooks, whether as a series of loose sheets or a simple concertina, to develop ideas for final paintings. In this video, you'll see how Rachel captures landscapes and objects, and is led by sketchbook experiments to explore her ideas and failures, and find clues to push forward.

Please [log in](#) below as a member to access the full resource.

	Please log in here to access full content.	
Username	<input type="text"/>	
Password	<input type="password"/>	
	<input type="button" value="Login"/>	<input checked="" type="checkbox"/> Remember me
	Forgot Password	

To access all content, I would like to join as...

An Individual



Creative practitioners, educators, teachers, parents, learners...

[From £3.50](#)

An Organisation...



Schools, Colleges, Arts Organisations: Single and Multi-Users
From £42

AccessArt is a UK Charity and we believe everyone has the right to be creative. AccessArt provides inspiration to help us all reach our creative potential.


Thick and Thin Paint

You May Also Like...

The AccessArt Offer to SEND (mainstream)



Painting the Storm



Mixed Media Landscape Challenges



Glimpses and Folds: A Sketchbook Challenge

Tiny Art Schools: The Children's Art School

You May Also Like...

The AccessArt Tiny Art School Movement



Artist Educator Map



Art School Ilkley Case Study



Making Tips & Tricks: Working with Tissue Paper & PVA Glue

Adapting AccessArt:

Sequence and Story Building

You May Also Like...

3-panel drawing challenge



Drawing Stories



Iridescent Insects

You May Also Like...

Drawing Minibeasts



Minibeast Mural



Flora and Fauna Pathway



Sensory Sculpture inspired by Barbara Hepworth

**Engaging Audiences
Through Transportation**

What is a Sketchbook?

**Making a Cardboard
Sketchbook**

**“Acts of Kindness”
Workshop**

Collage:

Deconstructing, Reconstructing and Abstracting

What We Like About This Resource...

“I really like how this playful resource helps us to make a creative response inspired by a stimulus, ensuring that the stimulus is only an entry point into an outcome that will look totally different. Exploring the themes of colour, texture and composition through the lens of different artists also helps us see how we can interpret (and re-interpret) colours and materials in a meaningful way. Viewfinders and collage are also great tools for those who experience ‘fear of the white page’ and will allow learners to make conscious

creative decisions as they go.” – Tobi,
AccessArt

You May Also Like

Adapting AccessArt: Colour and Composition



Cut Paper Collage Still Life



Cooking with collage




Adapting

AccessArt:

Stories and Faces

You May Also Like...

**Making Physical or Digital
Layered Portraits**



Pathway: Exploring Identity



Quentin Blake's Drawings as Inspiration: Exaggerating to communicate



Session Recording: Creating School Exhibitions & Displays



Finger Palette Portraits



elastic band sketchbook



Playing With Perspective

You May Also Like...

Other Resources by Joe Gamble



Adapting AccessArt: Colour and Composition



Thoughtful Mark making



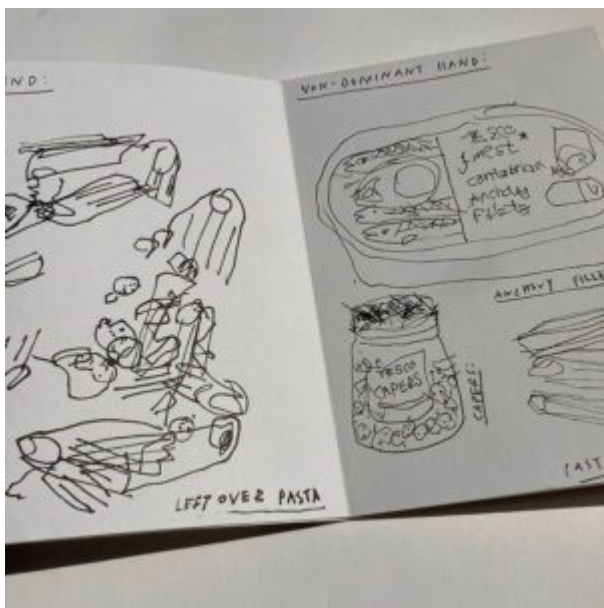
Cooking With Collage

You May Also Like...

Redesigning food Packaging




What i ate in a day



Paint Your corner Shop



Creating Repeat Patterns



Adapting

AccessArt:

Colour and Composition

You May Also Like

Manipulating Forms in Landscape Painting



Layered Colour Gestural Drawing




Cut Paper Collage Still Life



What I Ate in a Day

You May Also Like

Drawing Prompt Cards



Watercolour Washes Inspired by the Tapestries of Henry Moore




Paint Your corner Shop



Adapting AccessArt: From 2D to 3D

You May Also Like

Manipulating Paper: Turning 2D
into 3D



Making Prompt cards




playful making pathway



ASTRONAUT PAPER BODY CASTS



Turkish map fold



Adapting AccessArt: Playful Making Inspired by Nnena Kalu



Adapting AccessArt: Pattern and Colour

You May Also Like...

Screenprinting in the classroom



**SCREENPRINTING USING OVERLAID
PATTERN**



exciting colour



Creating Repeat Patterns With Rachel Parker

