

Playing with tape, projectors, Wicky Sticks and so much more!

Accessible approaches for collaborative drawing with visually impaired students with Sara Dudman and Debbie Locke at the Thelma Hulbert Gallery in Devon

Astronaut Paper Body Casts by Gillian Adair McFarland

A non messy, big impact project in a day on the theme of space exploration to fit with Tim Peake going to the International Space Station.

Barbie & Ken Transformation

This adaptable resource shares how we transformed Barbie dolls using paper, fabric, modroc and paint. We had great fun researching and designing costumes and exploring appropriate materials. By Paula Briggs

Year 3 & 4 Making Club: Animal Parade – Week Three

This was the third and final session in a series of 'Animal Parade' workshops for children at Making Club at Milton Road Primary School where children painted their finished masks

Year 3 & 4 Making Club: Animal Parade – Week Two

This was the second session in a series of three 'Animal Parade' workshops, where children at Making Club at Milton Road Primary School, made 3D animal masks.

After having chosen their animals and created unique designs based on their Carnival Mask Templates in week one, children now attempted to cut and staple their creations to make them three dimensional.

Year 3 & 4 Making Club: Animal Parade – Week One

To use our Carnival Mask Template to create animal masks for an Animal Parade at the end of this half term.

Long Legged Animals by Years 3 & 4 Making Club

Year three and four pupils explore making their own sculptures and to take on sculptural challenges like how to construct with a variety of materials, including Modroc, and (most importantly) how to make their creations stand.

Shipwrecked! A Shadow Puppet Play by Children Aged 10

As the winter nights draw in and it was dark outside and cosy inside, Friday Club students, turn the summerhouse into a theatre and make a shadow puppet play.

Paperback Figures: Collaged, Relief Sculptures

You May Also Like....

Visual Arts Planning Collections: Cardboard and paper



Book art with Primary children



Making 2d & 3d Fashion Designs with Painted and Decorated Paper



3D Drawing with Paper: Texture – Surface – Structure

Artist Andrea Butler sets teenagers the challenge to create 3D forms from sheets of paper experimenting with structure and texture using manipulation techniques.

Years 3 and 4 D&T and Making Club

A collection of resources by Sheila Ceccarelli based on her Brilliant Makers Club for year three and four pupils at Milton Road Primary School, Cambridge. Children were encouraged to experiment, think and engineer creative solutions by working on simple projects, with individual and independently

generated outcomes.

40 Minute Cardboard and Double-Sided Sticky Tape Engineering Challenge

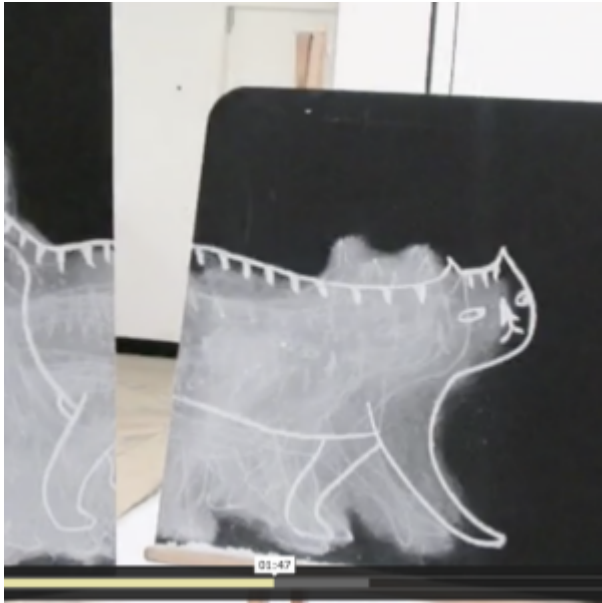
This workshop was all about getting year three and four Brilliant Makers at Milton Road Primary School to think about the biggest challenge for any maker: how to make something stand up.

Paper Pigeon Project

Year 3 & 4 Making Club: Animating Articulated Beasts

You May Also Like...

Talking points: Making drawings move



Talking Points: paper cut puppets



Talking Points: Lauren child



Talking Points: Lotte reiniger



Painting the Light and the Dark...

Show Me The Shadows

Cantus Arcticus (Concerto for Birds and Orchestra) Op.61: Images Inspired by Music

How to Make a Simple Origami Bird by Melanie Johns


Melanie Johns suggests using origami to transform old artwork. It's an exciting way of using less successful drawings or paintings on paper to produce a new creative outcome, in the form of a personalised paper sculpture.

‘Birds in the Trees’ by

Pupils at Battyeford Primary School

You May Also Like...

Visual Arts Planning Collections: Birds



Drawing Feathers



Flat yet sculptural



Year 3 & 4 Making Club: Articulated Beasts

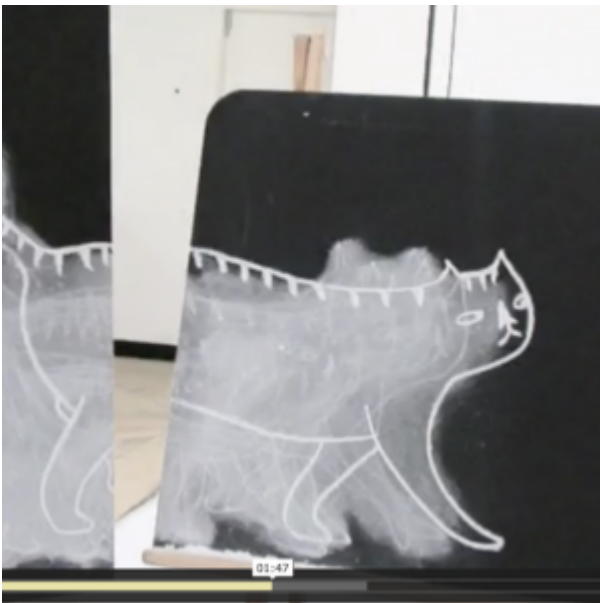
You May Also Like...

Pathway: Making Animated Drawings



[This is featured in the 'Making Animated Drawings' pathway](#)

Talking points: Making drawings move



Talking Points: paper cut puppets



Talking Points: Lauren child



Talking Points: Lotte reiniger

