

Adapting AccessArt: From 2D to 3D

[By Yu-Ching Chiu](#)

In this resource, artist and artist educator Yu-Ching Chiu shares her adaptation of the [Manipulating Paper: Turning 2D into 3D](#) resource. This session aims to give pupils the opportunity to gain experience in executing 3D design on paper using the [Design through Making](#) approach. Yu-Ching works across pre-university Foundation level, however, her adaptations could be translated across a variety of ages.

[Log in](#) below to access the full resource.



	Please log in here to access full content.
Username	<input type="text"/>
Password	<input type="password"/>
	<input type="button" value="Login"/> <input checked="" type="checkbox"/> Remember me
	Forgot Password

To access all content, I would like to join as...

An Individual



Creative practitioners, educators, teachers, parents, learners...

From £3.50

An Organisation...




Schools, Colleges, Arts Organisations: Single and Multi-Users
From £42

AccessArt is a UK Charity and we believe everyone has the right to be creative. AccessArt provides inspiration to help us all reach our creative potential.

You May Also Like

Manipulating Paper: Turning 2D into 3D



Making Prompt cards




playful making pathway



ASTRONAUT PAPER BODY CASTS



Turkish map fold



Adapting AccessArt: Playful Making Inspired by Nnena Kalu



Adapting AccessArt: Pattern

and Colour

You May Also Like...

Screenprinting in the classroom



SCREENPRINTING USING OVERLAID PATTERN



exciting colour



Creating Repeat Patterns With Rachel Parker



Ice Worlds

You May Also Like...

Pathway: Using Art To Explore Global Issues




[This resource is featured in the 'Using Art To Explore Global Issues' pathway](#)

Drawing Source material: ice



Talking Points: Drawn To Antarctica



Mini world Lightboxes



Clay Pens

You May Also Like

EYFS Curriculum



fruit pinch pot



how to clay play



Adapting AccessArt: Stone Age

Clay Play

See This Resource Used In
Schools...





You May Also Like

fruit pinch pot



clay pens



how to clay play



**Our Creative Community:
Funding our Trip to YSP**

**Our Creative Community:
Finding Exhibitions Near You**

**Our Creative Community:
Curating an Exhibition Part
One**

**Our Creative Community:
Curating an Exhibition Part
Two**

**Our Creative Community: Tips
for Organising an Exhibition**

Setting

**Our Creative Community:
Plates Inspired by Janine
Burrows**

**Our Creative Community:
Inspired by Samantha Bryan
Part One**

**Our Creative Community:
Inspired by Samantha Bryan
Part Two**

Our Creative Community: The Island: A Thinking Skills Workshop

Our Creative Community: Top Tips for Facilitating an Island Thinking Workshop

Our Creative Community: Preparing Screens

Our Creative Community: Yorkshire Sculpture Park Visit


Mobile Construction Methods

You May Also Like...

Pathway: Explore Sculpture Through Making a Mobile



Heavy/Light Mobile – Drawing and Making



Coat-hanger Shells



Adapting AccessArt: Playful Making Inspired by Nnena Kalu

You May Also Like

Roots to shoots



Prompt cards for making




coat-hanger shells




Exploring Scale with Green Screen

You Might Also Like...

Painting On Screen



Animating with a Green screen



Animation Software

