

Ice Worlds

By [Frances Hatch](#)

In this post, artist Frances Hatch shares an exciting 2 session project that invites pupils to create an imaginative interpretation of what an ice world above and below the waterline might be like. Pupils will explore colour theory, form and texture in a playful way, going on to work in small groups to create their 3d interpretations of an ice world.



	Please log in here to access full content.	
Username	<input type="text"/>	
Password	<input type="password"/>	
	<input type="button" value="Login"/>	<input checked="" type="checkbox"/> Remember me
	Forgot Password	

To access all content, I would like to join as...

An Individual



Creative practitioners, educators, teachers, parents, learners...

From £3.50

An Organisation...



Schools, Colleges, Arts Organisations: Single and Multi-Users
From £42

AccessArt is a UK Charity and we believe everyone has the right to be creative. AccessArt provides inspiration to help us all reach our creative potential.

You May Also Like...

Pathway: Using Art To Explore Global Issues



[This resource is features in the 'Using Art To Explore Global Issues' pathway](#)


Drawing Source material: ice



Talking Points: Drawn To Antarctica



Mini world Lightboxes



Clay Pens

You May Also Like

EYFS Curriculum



fruit pinch pot



how to clay play



Adapting AccessArt: Stone Age Clay Play

**See This Resource Used In
Schools...**



You May Also Like

fruit pinch pot



clay pens



how to clay play



**Our Creative Community:
Funding our Trip to YSP**

**Our Creative Community:
Finding Exhibitions Near You**

Our Creative Community:

Curating an Exhibition Part One

Our Creative Community: Curating an Exhibition Part Two

Our Creative Community: Tips for Organising an Exhibition Setting

Our Creative Community: Plates Inspired by Janine Burrows

Our Creative Community: Inspired by Samantha Bryan Part One

Our Creative Community: Inspired by Samantha Bryan Part Two

Our Creative Community: The Island: A Thinking Skills Workshop

Our Creative Community: Top Tips for Facilitating an

Island Thinking Workshop

**Our Creative Community:
Preparing Screens**

**Our Creative Community:
Yorkshire Sculpture Park
Visit**


Mobile Construction Methods

You May Also Like...

**Pathway: Explore Sculpture Through Making
a Mobile**



Heavy/Light Mobile – Drawing and Making



Coat-hanger Shells



Adapting AccessArt: Playful Making Inspired by Nnena Kalu

You May Also Like

Roots to shoots



Prompt cards for making




coat-hanger shells




Exploring Scale with Green Screen

You Might Also Like...

Painting On Screen



Animating with a Green screen



Animation Software



Painting on Screen

You Might Also Like...

Exploring Scale with Green Screen



Making Digital Bookmarks



Taking Photos of 3D Artwork



Working in a Studio

You Might Also Like...

Artist Studio Series



Talking Points: Artists as Collectors and Explorers



Explore Contemporary Artists, Designers and Makers

