

The Drawing Machine – A Workshop in Perspective and How to Look by Drawing Machine and Sarah Wright

A 40 Artist Educator Resource:
Be Inspired by Sarah Wright



The Drawing Machine's Giant Viewfinder

Sarah Wright from the Drawing Machine shares a wonderful and engaging technique for introducing children, teenagers and adults to perspective.

This project was shared with AccessArt as part of the [40 Artist Educator Project](#), funded by Arts Council England, aiming to highlight and celebrate artist-led teaching and

facilitation.

The Drawing Machine - A Workshop in Perspective and How to Look by Drawing Machine and Sarah Wright

The Drawing Machine's aims are, to promote drawing and looking skills and to engage people from across all disciplines, in the skill of looking and drawing. Drawing is often considered difficult and complicated, and many people are not confident with their ability to draw, it's important to know how to look and what you are looking at, before drawing. Understanding the basic drawing skills will boost confidence in mark making, enabling greater awareness and accuracy in drawing. Over the last three years The Drawing Machine have created and delivered a programme of events and workshops, and have developed partnerships with many organisations around Milton Keynes.

Throughout October, The Drawing Machine worked with [MK Gallery](#) to produce and deliver the Mini Makers sessions which target families with small children, to coincide with [The Big Draw 2014](#). The theme this year was 'Relationships - Perspective and Proportion' and was delivered over four sessions. This resource shares the process, ideas and outcomes and is suitable for all ages.

	Please log in here to access full content.	
Username	<input type="text"/>	
Password	<input type="password"/>	
	<input type="button" value="Login"/>	<input checked="" type="checkbox"/> Remember me
	Forgot Password	

To access all content, I would like to join as...

An Individual



Creative practitioners, educators, teachers, parents, learners...

From £3.50

An Organisation...



Schools, Colleges, Arts Organisations: Single and Multi-Users
From £42

AccessArt is a UK Charity and we believe everyone has the right to be creative. AccessArt provides inspiration to help us all reach our creative potential.

Constructed Space by Anne Harild

Making Plaster Reliefs

Drawing as Support Activity

Making Drawings using a Lightbox

Literacy Boost Project: James & the Giant Peach Garden by Cordelia Spalding

You Might Also like...

Pathway: Telling Stories through drawing and making



[This is featured in the 'Drawing Stories Through Drawing and Making' pathway](#)

Building Stories by June Nelson

Painting on Glass

Shoe La-la Project by Lala Thorpe

Shrinkle Spaces

Page to Panel – How to Make Manga by Irina Richards

Creating Decorative Designs From Birds: Mark Making, Texture and Pattern by Andrea Butler

You May Also Like...

Pathway: Making Birds



Featured in the 'Making Birds Pathway'

Talking Points: Inspired by Birds




Quick Clay Figurative

Sketches

See This Resource Used In
Schools...





You May Also Like...

Pathway: The Art of Display



This is featured in the 'The Art of Display' pathway

talking points: What is a plinth




talking points: Thomas J Price



**From Drawing to Collage to
Casting – Mural Design with
Primary Schools**

**See This Resource Used In
Schools...**







Cut Paper Collage Still Life



See This Resource Used In

Schools...











You May Also Like...

Pathway: Exploring Still Life



[This is featured in the 'Explore Still Life' pathway](#)

Talking Points: Paul Cezanne



talking points: Contemporary still life



talking points: Flemish and Dutch Still Life Painters



Drypoint Etching

You May Also Like...

Visual Arts Planning Collections:
Portraits



kitchen lithography



video enabled printmaking resources



Creating and Drawing an Art Installation

How to Cast – Simple, Two Piece Casting Using Clay & Plaster

Nest

See This Resource Used in
Schools...







You May Also Like...

Pathway: Sculpture, Structure,
Inventiveness & determination



This is featured in the 'Sculpture,
Structure, Inventiveness & Determination'
pathway

Talking Points: What can we learn from birds



Drawing source material: nests



Drawing Hands

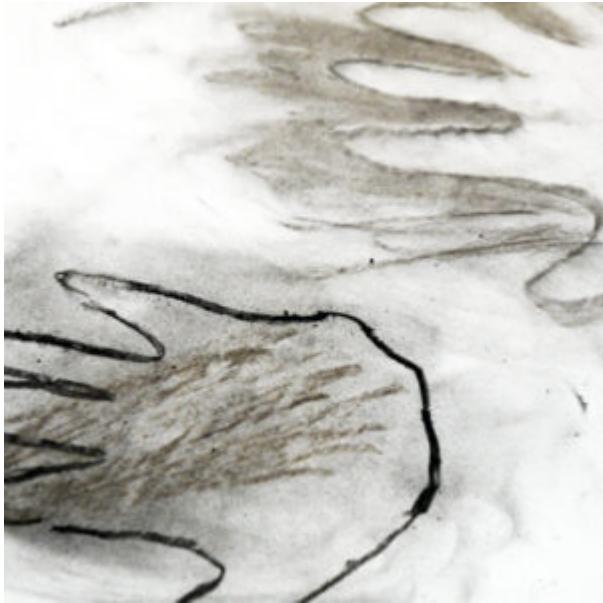
You May Also Like...

Pathway: Exploring Form Through Drawing



[This is featured in the 'Exploring Form Through Drawing' pathway](#)

Drawing Like a Caveman – Handprint Art



Continuous Line Drawings

