

Transformation Project: Snippets of Inspiration

This page shares ideas and inspiration from other artists/makers relationship with manipulating the matter around them. Please share your sources of inspiration with us via info@accessart.org.uk

[Find out more about the AccessArt Transformation Project, supported by One Button](#)

Megan Boyd



Scottish Fishing Fly Maker

In a cottage in northern Scotland, Megan Boyd twirled bits of feather, fur, silver and gold into elaborate fishing flies – at once miniature works of art and absolutely lethal. Wherever men and women cast their lines for the mighty Atlantic salmon, her name is whispered in mythic reverence, and stories about her surface and swirl like fairy tales. With breathtaking cinematography and expressive, hand painted animation, *Kiss the Water* adheres to and escapes from traditional documentary form, spinning the facts and fictions of one woman's life into a stunning film about craft, devotion, love, and its illusions.

Enjoy the preview of *Kiss the Water* below – the film is sure to inspire.

Hubert Duprat



Caddis Fly Larvae

French artist Hubert Duprat worked in partnership with caddis fly larvae to create these wonderful living works of art.

Cornelia Parker



Manipulating Matter

British sculptor and installation artist Cornelia Parker transforms ordinary objects into something compelling and extraordinary.

[Cornelia Parker @ 5x15](#) from [5x15](#) on [Vimeo](#).



Using Negative Space to Believe What You See (& Scaling Up)


You May Also Like...

Pathway: 2D Drawing to 3D Making



[This is featured in the '2D Drawing to 3D Making' pathway](#)

Talking Points: Lubaina Himid



How to Make a Tessellated Design

You May Also Like...

Pathway: Exploring pattern



[This is featured in the 'Exploring Pattern' pathway](#)

Talking points: Andy Gilmore



The Drawing Machine – A Workshop in Perspective and How to Look by Drawing Machine and Sarah Wright

Constructed Space by Anne Harild

Making Plaster Reliefs

Drawing as Support Activity

Making Drawings using a

Lightbox

**Literacy Boost Project:
James & the Giant Peach
Garden by Cordelia
Spalding**

You Might Also like...

**Pathway: Telling Stories through
drawing and making**



This is featured in the 'Drawing Stories Through Drawing and Making' pathway

**Building Stories by
June Nelson**

Painting on Glass

Shoe La-la Project by Lala Thorpe

Shrinkle Spaces

Page to Panel – How to Make Manga by Irina Richards

Creating Decorative Designs From Birds: Mark Making, Texture and Pattern by Andrea Butler

You May Also Like...

Pathway: Making Birds



Featured in the 'Making Birds Pathway'

Talking Points: Inspired by Birds




Quick Clay Figurative Sketches

See This Resource Used

In Schools...





You May Also Like...

Pathway: The Art of Display



This is featured in the 'The Art of Display' pathway

talking points: What is a plinth



talking points: Thomas J Price



From Drawing to Collage to Casting – Mural Design with Primary Schools

**See This Resource Used
In Schools...**







Cut Paper Collage Still Life

See This Resource Used In Schools...













You May Also Like...

Pathway: Exploring Still Life



[This is featured in the 'Explore Still Life' pathway](#)

Talking Points: Paul Cezanne



talking points: Contemporary still life



talking points: Flemish and Dutch Still Life Painters



Drypoint Etching

You May Also Like...

**Visual Arts Planning Collections:
Portraits**



kitchen lithography



**video enabled
resources**

printmaking



Creating and Drawing an Art Installation