

# How to Cast – Simple, Two Piece Casting Using Clay & Plaster

**By Paula Briggs**

This resource describes a simple, step by step process to enable a plaster cast to be taken from a simple clay object. Even young children can explore this process, with opportunities to use clay, work with modroc, mix and pour plaster, and to discuss concepts such as negative/positive and mould/cast, as well of course as seeing the transformation of an object from one material to another, and the potential to create multiples.



The clay egg



The final plaster egg and its mould

Step One - Making the clay shape, and making a mould

---

	<b>Please log in here to access full content.</b>	
Username	<input type="text"/>	
Password	<input type="password"/>	
	<input type="button" value="Login"/>	<input checked="" type="checkbox"/> Remember me
	<a href="#">Forgot Password</a>	

To access all content, I would like to

join as...

## An Individual



Creative practitioners, educators, teachers, parents, learners...

From £3.50

## An Organisation...





Schools, Colleges, Arts Organisations: Single and Multi-Users  
From £42

*AccessArt is a UK Charity and we believe everyone has the right to be creative. AccessArt provides inspiration to help us all reach our creative potential.*

---

---

# Nest

# See This Resource Used in Schools...









## You May Also Like...

Pathway: Sculpture, Structure,  
Inventiveness & determination



This is featured in the 'Sculpture,  
Structure, Inventiveness & Determination'  
pathway



# Talking Points: What can we learn from birds



## Drawing source material: nests



---

# Drawing Hands

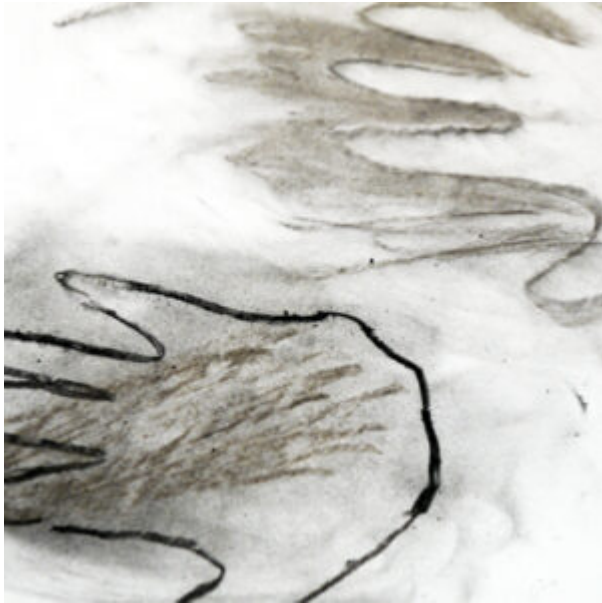
## You May Also Like...

**Pathway: Exploring Form Through Drawing**

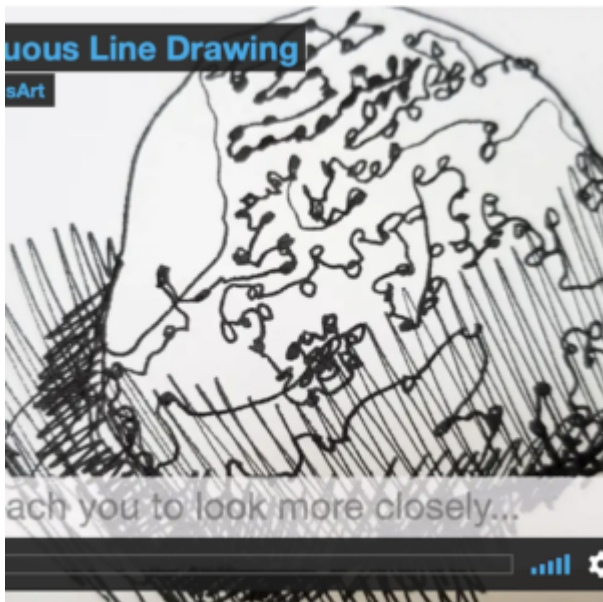


[This is featured in the 'Exploring Form Through Drawing' pathway](#)

**Drawing Like a Caveman – Handprint Art**



## Continuous Line Drawings



---

**Rosemary Cronin: Memory Mining and Drawing on Dreams**

---

# **Working Collaboratively in School: Cell Design by Karen Wicks**

---

## **Making a Monogram**

---

## **Ann Bridges – Poetry and Printmaking**

## **You May Also Like...**

**Visual Arts Planning Collections:  
Literacy**





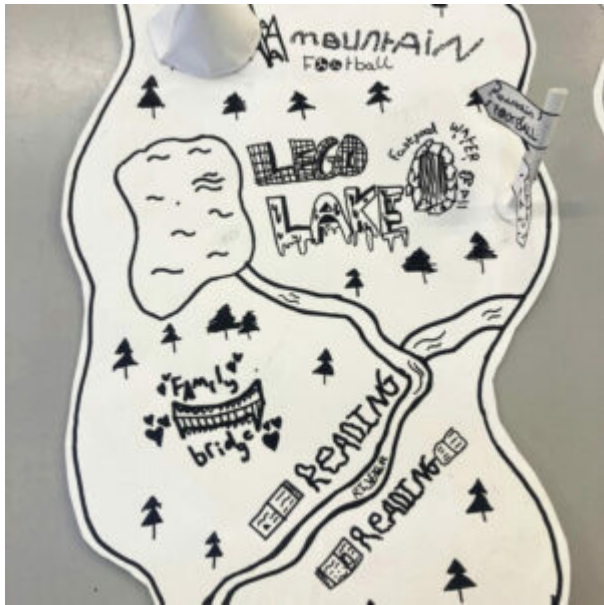



## A Visual Poetry Zine with Monotype




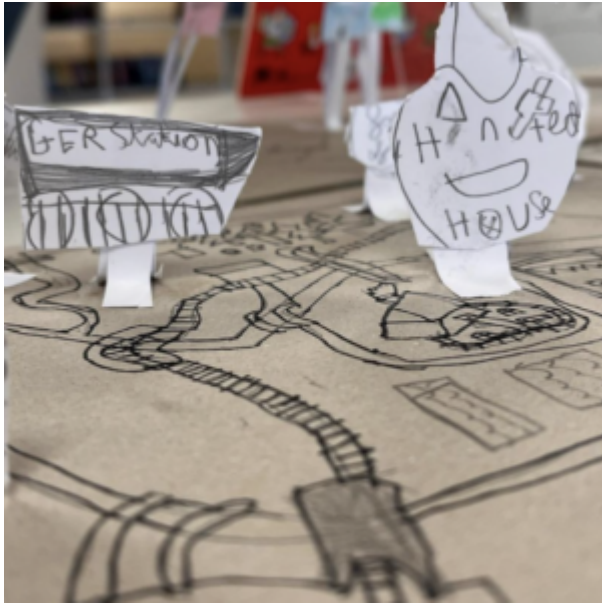
## session recording: Drawing and Poetry











## You May Also Like...

**Pathway: Typography and Maps**



**This is featured in the 'Typography and Maps' pathway**




**Talking Points: Chris Kenny**



**Talking Points: Grayson Perrys 'Map of Days'**



## Talking Points: Hogwarts' Maps



## Talking Points: Paula Sher




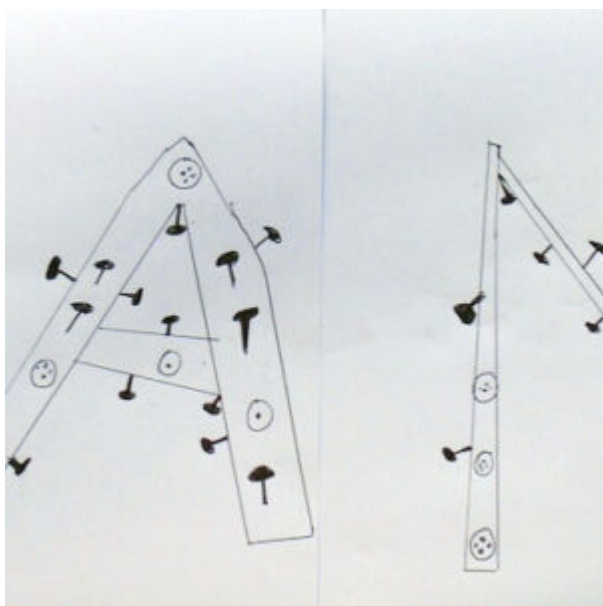



---

## Typography for Children

See the Resource Used in  
Schools...









## You May Also Like...

**Pathway: Typography and Maps**




[This is featured in the 'Typography and Maps' pathway](#)

**Talking Points: What is typography?**





## Talking Points: Louise Fili



# Inspired by Miro – Collage, Automatic Drawing, &

# Sculpture

## You May Also Like...

Visual Arts Planning Collections:  
Cardboard and paper



## CARDBOARD ENGINEERING CHALLENGE



# **AN INTRODUCTION TO SCULPTURE**



---

## **Year 4 Sculpture Project (ages 8 and 9)**

---

**Woodland Exploration by  
Caroline Wendling & Deborah  
Wilenski**

---

# Improving Drawing Outcomes by Changing Paper

## Join Accessart

Join AccessArt from only £3.50 per month and access all our resources wherever you live.

See Curriculum Guidance for Drawing:  
Resources



[Further Guidance to Support Drawing in Schools](#)

## More Drawing Projects



[Find more drawing exercises and projects for primary-aged children in this beautiful book by Paula Briggs.](#)

---

## Why use Warm Up Drawing Exercises?

---

## Post Office by Rosalie Schweiker: An Interactive Community Art Project

---



# Hedgerow Art by Sara Dudman

See This Resource Used In  
Schools...











---

## **Self Portraiture Photography by Anna Linch**

---

## **Exploring Cyanotype by Maru Rojas**

---

## **Drawing with Wire: The**



# Polymeric Approach by Julie de Bastion

## You May Also Like...


Visual Arts Planning Collections:  
Literacy



Accessart wire resources



**drawing with wire**



---

# **Drawing on Pebbles to Make Treasured Fossils**

Using a variety of drawing media on a variety of found surfaces to create a collection of fossils. [Full AccessArt](#)

Members Only