


Drawing Minibeasts – using a continuous line, graphite and oil pastel

Drawing mini beasts using pen, graphite and oil pastel. Simple and effective drawing approaches for all ages. [Full AccessArt Members Only](#)

Making Drawings Move

See This Resource Used In Schools...







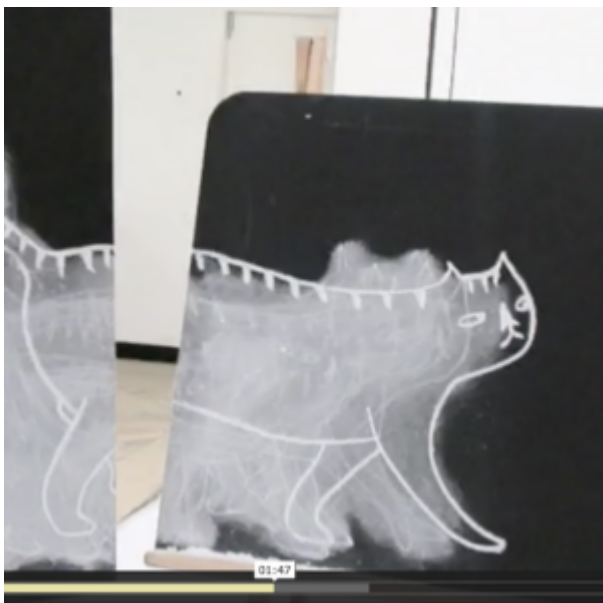
You May Also Like...

Pathway: Making Animated Drawings



[This is featured in the 'Making Animated Drawings' pathway](#)

Talking points: Making drawings move



Talking Points: paper cut puppets



Talking Points: Lauren child



Talking Points: Lotte reiniger



Tool Box: Making Games (DT Project)

Tool Box is a series of digital resources which promote and enable Design through Making, and support Design & technology in schools. Aimed at primary or secondary aged children, Tool Box comprises of a series of videos/teachers notes and digital modules which together provide a short course to encourage children to take an active part in designing and making fairground games/sideshow which can be used at school fetes/community fairs as a fundraiser.

3. Gathering Tools and

Equipment for Design and Technology.

4. Getting Started – Thinking of Ideas for your Game

5. Find your Materials for Design and Technology Project

6. Testing, Testing, Testing your Game

8. Sell, Sell, Sell – Promote

your Game!

**7. Miss, I've Finished –
Reflecting on your project.**

**1. Welcome to Tool Box Design
and Technology Project:
Introduction for Pupils**

**Drawing Storyboards with
Children**

Story Boards are a great opportunity to developing both drawing skills, and visual story telling skills and kids love them! [Full AccessArt Members Only](#)

Sketchbook Activities, Behaviours & Skills

Overview of the kinds of activities which might be encouraged in sketchbooks.

Making a Shy Drawing – Drawing Exercises for Beginners

Find out what a “shy drawing” is and how it can help you focus. These exercises and suggestions provide a focus which enables pupils and teachers to explore different aspects of making a drawing, including sound, action and intention. [Full AccessArt Members Only](#)

Drawing Speed

Sketchbook Exercise Ideas:

Starting with Magazine Imagery

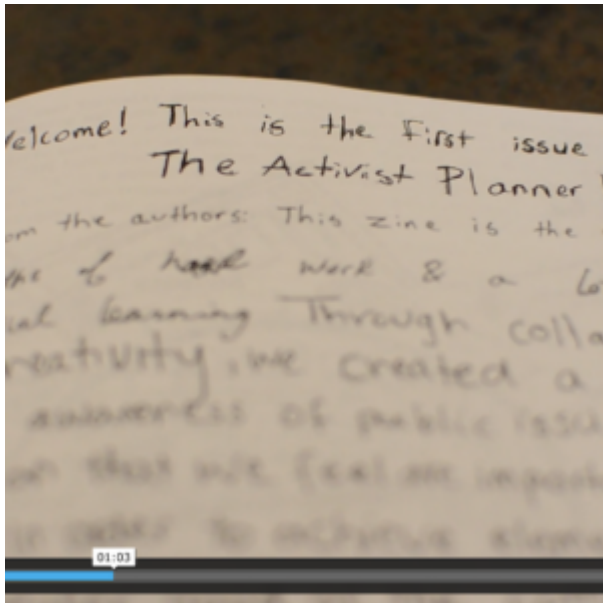
You Might Also Like...

Pathway: Print & Activism



[This is featured in the 'Print & Activism' pathway](#)

Talking Points: What is a Zine?



Sketchbook Ideas for Primary Schools – A Shared Sketchbook Inspired by Words

This activity can be used to enable pupils to work independently to create pages which are then tied together to create a beautiful, eclectic shared sketchbook. [Full Access Art Members Only](#)

Sketchbooks for Designers – An Introduction for Children

This module explores how sketchbooks can be a vital tool in any design process – whatever pupils are designing. Includes a

module for pupils and teachers notes. [Full AccessArt Members Only](#)

Doodle Ball: a 3-D Drawing Exercise for Active Learners

Doodle Balls are a great way to experiment with drawing on a 3 dimensional surface. They are also great for active learners – people who need to fiddle or doodle whilst they think. [Full AccessArt Members Only](#)

Introduction to Composition in Drawing

Illustrator Yumi Okudo shares an exercise which can help students explore concepts of scale and composition. [Full AccessArt Members Only](#)

10 x Creative Sketchbook Exercises

10 simple ideas for generating sketchbook content. Suitable for use by adults or children. [Full AccessArt Members Only](#)