

Our Creative Community: Yorkshire Sculpture Park Visit

By Natalie Deane

In this post, Natalie Deane, head of art at Battysford Primary School, shares how she organised a trip for her pupils to visit Yorkshire Sculpture Park as the second stage of the '[Our Creative Community](#)' project. Natalie explains why she decided to organise a trip to Yorkshire Sculpture Park, and how she got pupils to engage with the work of the artists explored in the previous '[Island Thinking Skills](#)' workshop.



	Please log in here to access full content.
Username	<input type="text"/>
Password	<input type="password"/>
	<input type="button" value="Login"/> <input checked="" type="checkbox"/> Remember me
	Forgot Password

To access all content, I would like to join as...

An Individual



Creative practitioners, educators, teachers, parents, learners...

From £3.50

An Organisation...



Schools, Colleges, Arts Organisations: Single and Multi-Users
From £42

AccessArt is a UK Charity and we believe everyone has the right to be creative. AccessArt provides inspiration to help us all reach our creative potential.


Mobile Construction Methods

You May Also Like...

Pathway: Explore Sculpture Through Making a Mobile



Heavy/Light Mobile – Drawing and Making



Coat-hanger Shells



Adapting AccessArt: Playful Making Inspired by Nnena Kalu

You May Also Like

Roots to shoots



Prompt cards for making




coat-hanger shells




Exploring Scale with Green Screen

You Might Also Like...

[Painting On Screen](#)



Animating with a Green screen



Animation Software



Painting on Screen

You Might Also Like...

Exploring Scale with Green Screen



Making Digital Bookmarks



Taking Photos of 3D Artwork



Working in a Studio

You Might Also Like...

Artist Studio Series



Talking Points: Artists as Collectors and Explorers



Explore Contemporary Artists, Designers and Makers



Adapting AccessArt: Making Birds Pathway for Pupils With Special Educational Needs

You May Also Like...

Pathway: Making Birds



Flying Minpin Birds



Visual Arts Planning: Birds



Adapting AccessArt: Woodland Creatures

You May Also Like

Session Recording: Adapting AccessArt



Drawing Fish with Pen, Pencil and Watercolour



the geometry of chickens




Cloth, Paint, Print: Inspired by Natural Objects

You May Also Like

Making Painted & Sewn Landscapes




Monoprinting with Oil Pastel and Carbon Copy Paper



Expressive Charcoal Collage:

Coal Mines

See This Resource Used in
Schools...






You May Also Like

charcoal cave



introduction to charcoal



Pathway: An Exploration of Coal Mining, Inspired By Henry Moore



Coat-hanger Shells

You Might Also Like...

Drawing and Making Flowers



Painted and Sculptural Plant Pots



Drawing Insects with Wire



Deconstructing to Help You See

You May Also Like

ten minutes, five times a week



the drawing journey



all drawing resources



Introduction to Ink

You May Also Like


Graphic inky still life



See Three Shapes



see all ink resources



Imaginary Landscapes

DALER 
ROWNEY



**See This Resource Used In
Schools...**



You May Also Like

Lets start with collage



Insect hotels



**Collecting,
Drawing**

Arranging,

**DALER 
ROWNEY**



You May Also Like...

Finding circles



Shells: Observational and imaginative drawing



Still Life Compositions



Modelling Monsters

You May Also Like

fruit and veg head



clay pens



articulated beasts



Fruit and Veg Head

DALER ROWNEY



You May Also Like

egg box gargoyles



abstract face



Plasticine Models & Decorated Plinths



Introduction to Colour Pencils

Talking Points: Paddington Bear

A collection of sources and imagery to explore Paddington Bear.

Please note that this page contains links to external websites and has videos from external websites embedded. At the time of creating,

AccessArt checked all links to ensure content is appropriate for teachers to access. However external websites and videos are updated and that is beyond our control.

Please [let us know](#) if you find a 404 link, or if you feel content is no longer appropriate.

We strongly recommend as part of good teaching practice that teachers watch all videos and visit all websites before sharing with a class. On occasion there may be elements of a video you would prefer not to show to your class and it is the teacher's responsibility to ensure content is appropriate. Many thanks.

This resource is free to access and is not a part of AccessArt Membership.

EYFS

SEND

AGES 5-8

FREE TO ACCESS

Paddington Bear

Paddington Bear is a fictional character in children's literature. He first appeared on 13 October 1958 in the children's book A Bear Called Paddington and has been featured in more than twenty books written by British author Michael Bond, and illustrated by Peggy Fortnum and other artists.

Paddington is also animated in stop motion. Paddington himself is a puppet in a three-dimensional environment, whilst other characters are paper cut-outs. The final television special used a slightly different technique using 2D drawn fully animated characters. [Wikipedia](#)

Watch the episode below and ask children some questions about what they can see.

Questions to Prompt Conversation with EYFS

What do you like about Paddington?

What kind of bear do you think Paddington is?

What can you see in the background? How is the background different from the way Paddington is?

What is Paddington wearing? What things does he have around him?

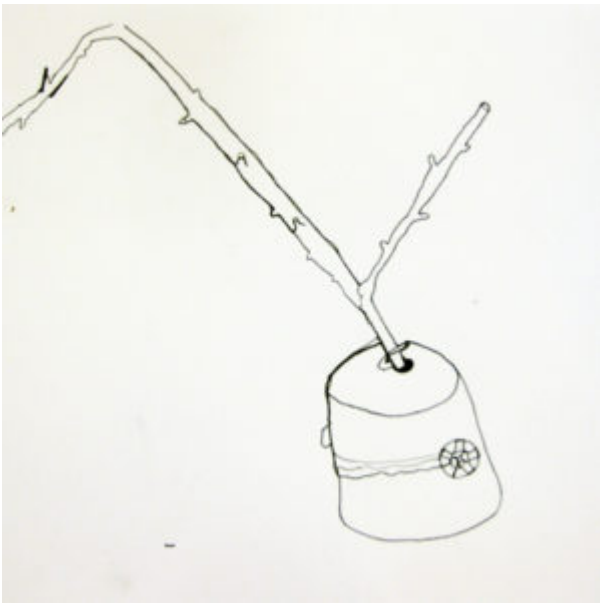
Insect Hotels

You May Also Like

patterns with nature



Continuous Line Drawings of sticks



Making a Mask from Sticks and Tissue Paper

