

Collecting Colour

By [Rachel Parker](#)

In this final post in the '[Exciting Colour](#)' series, surface pattern designer Rachel Parker demonstrates how she creates her colour moodboards out of cuttings from magazines. See her decision process in action and find out how you can become a colour collector by making your own colour moodboard in sketchbooks. Become a [member](#) to access the full video below.

	Please log in here to access full content.	
Username	<input type="text"/>	
Password	<input type="password"/>	
	<input type="button" value="Login"/>	<input checked="" type="checkbox"/> Remember me
	Forgot Password	

To access all content, I would like to join as...

An Individual



Creative practitioners, educators, teachers, parents, learners...

From £3.50

An Organisation...



Schools, Colleges, Arts Organisations: Single and Multi-Users
From £42

AccessArt is a UK Charity and we believe everyone has the right to be creative. AccessArt provides inspiration to help us all reach our creative potential.

What We Like About This Resource...

"It's great to see how a simple exercise such as colour collecting, which can be done in a classroom setting, is also used in a professional

capacity. This gives the activity a clear context and purpose. It's nice to see Rachel's decisions being made in real time, it demonstrates how artists are constantly reflecting on and self evaluating their own decisions. Rachel also shows us that she sometimes gets colour palettes from photos that she's taken herself, this is really exciting because it demonstrates how the artists experience is central to their work. Students will be able to bring their own experience and personality to this activity by having complete control over what their colour moodboard becomes."

– Tobi, AccessArt

See How This Resource Is Used in Schools...





You Might Also Like...

Which Artists: Rachel Parker



[Find out about Rachel's journey to becoming a pattern designer](#)

Make Repeat Patterns



A resource by Rachel Parker to help students build repeat patterns

Exciting Colour



[A collection of resources by Rachel Parker to help you build your own colour moodboard](#)

How Colour Collection Inspires My Work

What We Like About This Resource...

“Rachel’s work is so vibrant and full of joy, it’s really exciting to see how she starts to form creative ideas around colour. Rachel highlights the importance of colour trends but also gives herself the opportunity to create her own trends which adds a level of playfulness and personality to her colour exploration. Seeing her colour books translate into fabric demonstrates a real clarity in her decision making process.” – Tobi, AccessArt.

You Might Also Like...

Which Artists: Rachel Parker



[Find out about Rachel's journey to becoming a pattern designer](#)

Make Repeat Patterns



A resource by Rachel Parker to help students build repeat patterns

Exciting Colour



[A collection of resources by Rachel Parker to help you build your own colour moodboard](#)

Escaping Wars and Waves – Encounters with Syrian Refugees

What We Like About This Resource...

‘This resource really demonstrates how art can successfully bring awareness to important humanitarian issues, promote inclusivity and can give a platform to those who otherwise wouldn’t be heard. The links between text, photos and drawings are really strong and demonstrate the creative process used by Olivier from start to finish. I really like the inclusion of suggestions for students within the post, which encourage students to learn more about their community and to understand the experience of being displaced. This in turn will hopefully inspire the next generation to be part of an inclusive and empathetic society.’ – Tobi, AccessArt

Analogue Drawing

What We Like About This Resource...

“This activity highlights how visual communication can be used to convey emotion. When artwork is relatable in a human and emotive way it can be really powerful. Learning how to translate feeling into mark-making is a really important skill and can help children break down the essence of a range of their own emotions, and communicate it to others. Explore colour and a range of materials to enrich this experience.” – Tobi, AccessArt.

Drawing With Your Feet

What We Like About This Resource

“I love this resource because I can picture the energy in the classroom whilst students enjoy the process of mark-making using their feet. Creating drawings with parts of the body other than hands can be really freeing; students will hopefully look at their drawings in a less critical way, with the emphasis of the activity being more about

the process than the outcome. It might be a nice addition to use a viewfinder to zoom in on areas where the marks collide in interesting ways” – Tobi, AccessArt.

Drawing with Sticks

What We Like About This Resource

“This is a great activity to get students to think about drawing in a different way. Extending reach and accepting a lack of control can lead to really exciting and energised mark-making. It’s great to see that this resource has also been used in SEND settings, demonstrating its accessibility.” – Tobi, AccessArt.

Session Recording: Exploring Line Weight

**Session Recording: Exploring
Charcoal**

**Session Recording: Finding
Marks Made by Artists**

**Sculptural Environments
Inspired by Hockney**

**See This Resource Used In
Schools...**






**Making 2d & 3d Fashion
Designs with Painted and
Decorated Paper**

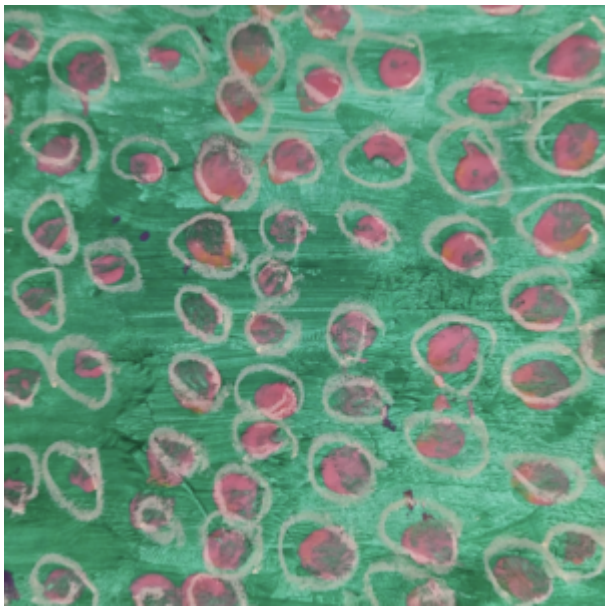
See This Resource Used In Schools...




















You May Also Like...

Pathway: Fashion Design




This is featured in the 'Fashion Design' pathway

Talking Points: Hormazd Narielwalla




Talking Points: Alice Fox



Talking Points: Tatyana Antoun



Talking Points: Rahul Mishra




Talking Points: Pyer Moss




**Making Painted & Sewn
Landscapes**

**See This Resource Used In
Schools...**






















You May Also Like...

Pathway: Cloth, thread, paint



[This is featured in the 'Cloth, Thread, Paint' pathway](#)


Talking Points: Frank Bowling



Talking Points: Hannah Rae



Talking Points: Alice Kettle



Using Sketchbooks to Make

Visual Notes

See This Resource Used In Schools





















Making a Treehouse

You May Also Like...

Pathway: Stick Transformation project



[This is featured in the 'Stick Transformation Project' pathway](#)

Talking Points: treehouses



Experimental Mark Making Tools

See This Resource Used in Schools



You May Also Like...

Pathway: Expressive Painting





[This is featured in the 'Expressive Painting' pathway](#)


Mixed Media Landscape Challenges

See This Resource Used In Schools...











You May Also Like...

Pathway: Mixed Media Land and city scapes



[This is featured in the 'Mixed Media Land and City Scapes' pathway](#)

Talking Points: Kittie Jones



Talking Points: Vanessa Gardiner



Talking Points: The Shoreditch Sketcher



A Visual Poetry Zine with

Monotype

Use monoprint, paint and collage to create zines inspired by poetry.

Print Foam – Making Relief Prints: Incised & Additive

See This Resource Used In Schools...





You May Also Like...

Pathway: Simple Printmaking



[Featured in the 'Simple Printmaking' pathway](#)

Expressive Painting & Colour Mixing

What We Like About This Post: "I love that this activity introduces students to colour mixing in a fun and interactive way, steering away from the more formal colour wheel and promoting a more intuitive way of colour mixing. The use of sketchbooks also gives students the opportunity to curate their work, nurturing the individuals creative decision making." – Tobi, AccessArt

0sakana