


Dark-field Monotype

By [Tobi Meuwissen](#)

In this resource you will find out how to create a dark-field monotype. A dark-field monotype consists of covering a printing plate with ink and then drawing into the ink using mark making tools. This activity is a great exploration of mark making and also using light and dark to create form. Try it with children 8 and up!



	Please log in here to access full content.	
Username	<input type="text"/>	
Password	<input type="password"/>	
	<input type="button" value="Login"/>	<input checked="" type="checkbox"/> Remember me
	Forgot Password	

To access all content, I would like to join as...

An Individual



Creative practitioners, educators, teachers, parents, learners...

From £3.50

An Organisation...





Schools, Colleges, Arts Organisations: Single and Multi-Users
From £42

AccessArt is a UK Charity and we believe everyone has the right to be creative. AccessArt provides inspiration to help us all reach our creative potential.

Cut Out Typography

See the Resource Used in Schools...









You May Also Like...

Pathway: Typography and Maps



This is featured in the 'Typography and Maps' pathway



Screen Printing In The Classroom

See the Pathway Used in Schools...



You May Also Like...

Pathway: working with shape and colour



[This is featured in the 'Working with Shape and Colour' pathway](#)

Pathway: Print & Activism



[This is featured in the 'Print & Activism' pathway](#)

Talking Points: What is a Screenprint?



What Is Sculpture?

You May Also Like...

Pathway: Playful Making



Featured in the 'Playful Making' pathway

Pathway: Making Birds



This is featured in the 'Making Birds' pathway

Talking Points: Introduction to Sculpture



To The Thames Barrier And Beyond

Workshop Season in Review

Introduction to Charcoal

Green Thumbs

Exploring, Associating & Connecting – a Sketchbook Exercise

Home Made Inks

How I Use Sketchbooks & Drawing

Kitchen Lithography

See This Resource Used In Schools...







The AccessArt Drawing Journey for Primary Children: Aims and Intent

Key Concepts for Primary Schools in Drawing for ages 5 to 7

Key Concepts for Primary Schools in Drawing for ages 7 to 9

Tools & Questions for

Assessing Drawing for ages 5 to 7

Tools & Questions for Assessing Drawing for Ages 7 to 9

Tools & Questions for Assessing Drawing for Ages 9 to 11

Key Concepts for Primary Schools in Drawing for Ages 9 to 11

What Is A Drawing Tool?