


Which Artists: Claire Harrup

By Claire Harrup

Claire Harrup is a successful Illustrator and Printmaker based in the UK. With Agencies in both the UK and the US representing Claire, and a portfolio packed with Editorial and Book Illustration, and Packaging Design, Claire has gone on to create work on an international scale. In this post Claire talks about her journey into the creative industry as well as the projects that she has worked on more recently and her favourite ways of working. This post would be of interest to teenagers keen to explore the realms of the creative industry and all that it has to offer an Illustrator.



	Please log in here to access full content.	
Username		<input type="text"/>
Password		<input type="password"/>
	<input type="button" value="Login"/>	<input checked="" type="checkbox"/> Remember me
	Forgot Password	

To access all content, I would like to join as...

An Individual



Creative practitioners, educators, teachers, parents, learners...

From £3.50

An Organisation...



Schools, Colleges, Arts Organisations: Single and Multi-Users
From £42

AccessArt is a UK Charity and we believe everyone has the right to be creative. AccessArt provides inspiration to help us all reach our creative potential.

What We Like About This Resource...

“We really enjoyed reading about the process of creating art work according to a design brief and

how the experience of this differs to when an artist begins with their own idea or concept. That's not to say an artist can't approach a brief with their own individual style and ideas, but what this post shows us is that there can be a balance between the two. This would be a great resource to show older KS pupils who may be beginning to consider their options beyond Primary School". – *Rachel, AccessArt*

You Might Also Like...

Pathway: 2D Drawing to 3D Making




[This is featured in the '2D Drawing to 3D Making' pathway](#)

Talking Points: Packaging Design



Repeating Patterns



Block Printing Repeat Patterns




Which Artists: Ava Jolliffe


Which Artists: 2B or Not 2B

**Sketchbook Journey At
Haslingfield Primary School**

Creativity Medals

See the Resource Used in
Schools...





What We Like About This Resource...

“The sentiment behind this resource idea is lovely and it provides an opportunity to really develop some fine motor skills as well as independence of approach. Taking ownership of the medal design means the sense of achievement is heightened beyond the children just being given one. You can

really imagine the positive energy that would surround this activity within a classroom, with each child working on a shared project but embarking on their own creative journey.” – *Rachel, AccessArt*

You May Also Like...

Pathway: Playful Making



[Featured in the 'Playful Making' pathway](#)

Talking Points: Introduction to sculpture

Sculpture.mp4

1



Clay Art Medals



Talking Points: Nnena Kalu



Talking Points: Linda BELL



Making Musical Instruments

What We Like About This Resource...

“It’s great to see music being explored in this way, and combining it with making creates a really interesting immersive project. This activity would work well as part of an extended project looking at musical instruments around the world and some of the natural materials they are made from.” – *Rachel, AccessArt*

You Might Also Like...

Pathway: Music and art



[This is featured in the ‘Music and Art’ pathway](#)

Talking Points: Linda BELL




Talking Points: Nnena Kalu



talking points: wassily Kandinsky



drawing source material: orchestras



A Cheerful Orchestra



Touch Wood

What We Like About This Resource...

“You can get a real sense of the environment in this post and how this could provide so much inspiration for creative projects. We are aware there the challenges to exploring the outdoors when many schools are in towns and cities. A way around this could be to have a regular collection of natural objects within the classroom and using them as a stimulus to respond creatively in sketchbooks or in extended projects” – *Andrea, AccessArt*

You Might Also Like...



[Woodland Exploration](#)



[A Passion for Woodworking](#)



Visual Arts PLanning: Tees, Forest and Landscapes

Which Artists: Su Blackwell

What We Like About This Resource...

“It’s really interesting to hear how Su’s career path evolved organically, and how experimenting with different disciplines such as ceramics and sculpture whilst studying Textiles at the RCA began her journey towards paper craft and books. We really like how the small book sculptures inspired the larger scale set designs for The Snow

Queen. They transfer so effectively to the stage and you can imagine how engaging it would be for a young audience to recognise letters and words on lampposts and other scenic elements". – *Rachel, AccessArt*

You Might Also Like...



[Creating a Book World](#)



Sketch Set Design Models



Set Design for Primary Aged Children

Henry Moore's Shelter Drawings

You May Also Like...

Pathway: Exploring Form Through Drawing



[This is featured in the 'Exploring Form Through Drawing' pathway](#)

Watercolour Washes Inspired by the Tapestries of Henry Moore



Working with Dogwood

What We Like About This Resource...

“It’s lovely to see a resource that centres on a particular material and the scope it offers. I particularly like how the dogwood is used here to make wooden beads. This idea could be developed further by looking at how wood has been used to make jewelry throughout history and within many different cultures.” – *Rachel, AccessArt.*

You Might Also Like...



[A Passion for Woodworking](#)



Woodland Exploration



Visual Arts Planning: Trees, Forests and Landscape

Which Artists: Toby Pritchard

What We Like About This Resource...

“It’s a really positive thing for an artist to share the concept of the creative journey. At AccessArt we believe journeys are pretty important and we are pleased to show this in action through Toby Pritchard’s post. We particularly like the anthropomorphic element, and how this really brings life to Toby’s work.” – *Rachel, AccessArt*

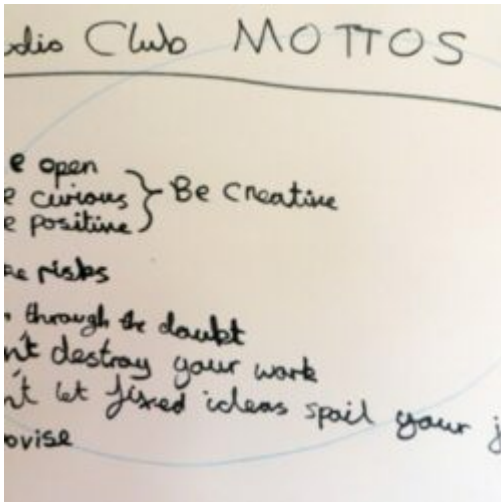
You May Also Like...



[Anthropomorphic Animal Paintings](#)



Exploring Animation



Teaching for the Journey not the Outcome

Dropped Cone Sculptures with Julia Rigby

What We Like About This Resource...

“There’s a really fun element to this activity which is you can imagine all children really enjoying! The idea of food on large scale is a great starter for a sculpture project and an early exploration of working in 3D. What’s really positive to see in this project is how the children used their sketchbooks to design their ice creams prior to working in 3D. They then had the opportunity to re visit and refine their ideas as they worked. This provides a solid foundation for the concept of design development and design through making- both of which underpin any visual arts or design project or profession. For more support on how to develop sketchbook practice in your setting please see our [Sketchbook Journey](#)” – *Rachel, AccessArt*

You Might Also Like...



Art Club Cafe



Communal Drawing: Summer Picnic



Redesigning Food Packaging

Portrait Club

What We Like About This Resource...


"We're really grateful to Jake from Draw Brighton for sharing this activity which became so well received during lockdown 2020."

This is the perfect reminder that wherever we are in the digital or physical world, we have our eyes, hands and faces, and drawing provides a wonderful opportunity to come together in small

groups to make sketches of each other. Use this activity as an ice breaker before a workshop, or as a transition activity between classes or events. Thank you Jake!" Paula, AccessArt

You Might Also Like...

Pathway: Exploring Identity



[This is featured in the 'Exploring Identity' pathway](#)

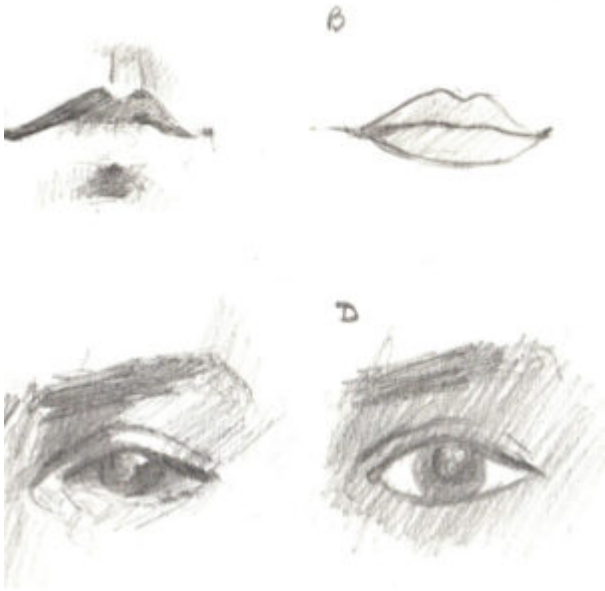
Talking Points: Njideka Akunyili Crosby



Making Physical or Digital Layered Portraits



Introduction to Portraits



Exploring Portraits in Graphite, Collage and Clay



Which Artists: We are out of

Gabby Savage-Dickson: Etching

What We Like About This Resource...

“These are such beautiful and evocative images – certain to inspire. There is a lot of potential for schools to explore Gabby’s work as a way to inspire pupils to create their own imagery inspired by literature, or inspired by imaginative writing by pupils.

Although etching might not be particularly accessible to many schools, there are low tech ways of approaching the process (see below) which mean pupils can explore similar ways of working in the classroom.” *Paula, AccessArt*


You May Also Like...



Dry Point Etching



Printmaking Using Packaging



[MonoPrinting with Carbon Paper](#)

Gabby Savage-Dickson: Felting & Embroidering Sets

What We Like About This Resource...

"It's really interesting to see how Gabby works across the different disciplines of textiles and illustration in her work, and you can see how the principles of each are present in these beautifully made felt sets. We enjoyed learning how she went between planning and making – showing

that the process of creating isn't completely linear, and that the journey of idea creation can happen through sketching ideas, but also through making itself" – *Andrea, AccessArt*

You Might Also Like...

Pathway: Set Design



[This is featured in the 'Set Design' pathway](#)

talking points: negative space by tiny inventions



[Explore the work of animation directors Max Porter and Ru Kuwahata.](#)


Making Mini Food



Stitched Homes



Mini World Light Boxes



Rosie Hurley: Esio Trot

What We Like About This Resource...

“Rosie highlights the importance of embracing a wide variety of interests and ways of working into our wider creative practice, resulting in wonderfully rich and very personal explorations and outcomes.

There are so many clues in this resource for teachers. Look out for how Rosie slows down her whole process into a series of interconnected stages, which weave in and out of each other. These include time for research (collecting and observing), analysing and revisiting, drawing, making and finally documenting.” *Paula, AccessArt*

You Might Also like...

Pathway: Telling Stories through drawing and making



This is featured in the 'Drawing Stories Through Drawing and Making' pathway

Pathway: Set Design



This is featured in the 'Set Design' pathway

talking points: negative space by tiny inventions



Gabby Savage-Dickson: Felting & Embroidering Sets



Year 3 Roald Dahl & Quentin Blake Homework



Draw, Paint, Build, Make: Gallery Project



Natsko Seki: Making Broadway Market

What We Like About This Resource...

“This resource shows pupils how the experience, background and passions of an illustrator all feed into his or her work.

We like the way Natsko shares how her experience over time informs her work. For example, her background as a “visitor” or person living in cultures which she isn’t initially familiar with, enable her to see that culture through fresh eyes.

She takes these observations in through her sketchbooks, and then these inform her work at various points going forward. This is an important concept when facilitating art and developing pupils' own creativity – and [sketchbooks](#) provide the perfect tool for building this experience.”
Paula, AccessArt

You Might Also Like...



[Creating a Book World with Rose Feather](#)



Illustrating Stories: Creating a Storyboard and First Dummy Book



Illustrating the Jaberwocky

**Connecting With Nature
Through Art**

**Lino Printing Inspired by
Gestural Drawings**