

# Thick and Thin Paint

By [Clare Boreham Kerr](#)

*In the '[Adapting AccessArt](#)' series, we will be spotlighting teachers who have used AccessArt resources to develop their own.*

*In this resource, SEN teacher Clare Boreham Kerr shares with us how she adapted the AccessArt [Painting the Storm](#) resource to create experimental paintings in a SEN setting. This activity explores the differences between thick and thin paint and how artists might use paint for different purposes or to create different effects. The class begin by looking at the work of Bridget Riley and George Oomen to observe their use of [colour](#) and paint, before moving onto their own large-scale colour explorations. Through this activity, pupils have the opportunity to learn about primary and secondary colours, [colour mixing](#), and how changing the thickness of paint impacts the outcome. This activity was developed to suit learners with specific learning needs, but could also be used in mainstream Primary settings to support learning about colour and paint.*



	<b>Please log in here to access full content.</b>
Username	<input type="text"/>
Password	<input type="password"/>
	<input type="button" value="Login"/> <input checked="" type="checkbox"/> Remember me
	<a href="#">Forgot Password</a>

**To access all content, I would like to**

join as...

## An Individual



Creative practitioners, educators, teachers, parents, learners...

From £3.50

## An Organisation...



Schools, Colleges, Arts Organisations: Single and Multi-Users  
**From £42**

*AccessArt is a UK Charity and we believe everyone has the right to be creative. AccessArt provides inspiration to help us all reach our creative potential.*


---

## **You May Also Like...**

**The AccessArt Offer to SEND (mainstream)**



**Painting the Storm**



**Mixed Media Landscape Challenges**



---

# Creating with Nature: A Museum and School Collaboration

---

## Clay Pens

# You May Also Like

## EYFS Curriculum



## fruit pinch pot



## how to clay play



---

**Magic Caring Box**

---

**Angry Cat, Calm Cat**

---

# **EYFS & SEND: Resources & Skills Editable Document**

---

## **Modroc Plasterboard**

### **You May Also Like...**

**Session Recording: how to use  
modroc**



## How to use modroc



---

## T-Shirt Paintings

**DALER**   
**ROWNEY**



## **You May Also Like...**

### **Transforming Objects**



### **Autumn Floor Textiles**



## Collecting, Arranging, Drawing



---

## Printing with String

**DALER**   
**ROWNEY**




**You May Also Like...**

**Repeat Pattern Printing Roller**



## Modroc Plasterboard



---

## Imaginary Landscapes

**DALER**   
**ROWNEY**



**See This Resource Used**

# In Schools...





**You May Also Like**

**Lets start with collage**



**Insect hotels**



---

# Collecting, Arranging, Drawing

**DALER**   
**ROWNEY**



**You May Also Like...**

**Finding circles**



# Shells: Observational and imaginative drawing



# Still Life Compositions




# Marbled Hole Punch Sketchbook

**DALER**   
**ROWNEY**



# You May Also Like


**folded sketchbook**



**buying and making sketchbooks**



**the sketchbook journey**



---

## **Fruit and Veg Head**

**DALER**   
**ROWNEY**



**You May Also Like**

**egg box gargoyles**



# abstract face



# Plasticine Models & Decorated Plinths



# Talking Points: Paddington Bear

A collection of sources and imagery to explore Paddington Bear.

*Please note that this page contains links to external websites and has videos from external websites embedded. At the time of creating, AccessArt checked all links to ensure content is appropriate for teachers to access. However external websites and videos are updated and that is beyond our control.*

Please [let us know](#) if you find a 404 link, or if you feel content is no longer appropriate.

We strongly recommend as part of good teaching practice that teachers watch all videos and visit all websites before sharing with a class. On occasion there

may be elements of a video you would prefer not to show to your class and it is the teacher's responsibility to ensure content is appropriate. Many thanks.

This resource is free to access and is not a part of AccessArt Membership.

EYFS

SEND

AGES 5-8

FREE TO ACCESS

## Paddington Bear

Paddington Bear is a fictional character in children's literature. He first appeared on 13 October 1958 in the children's book *A Bear Called Paddington* and has been featured in more than

twenty books written by British author Michael Bond, and illustrated by Peggy Fortnum and other artists.

Paddington is also animated in stop motion. Paddington himself is a puppet in a three-dimensional environment, whilst other characters are paper cut-outs. The final television special used a slightly different technique using 2D drawn fully animated characters.

[Wikipedia](#)

Watch the episode below and ask children some questions about what they can see.

## Questions to Prompt Conversation with EYFS

What do you like about Paddington?

What kind of bear do you think Paddington is?

What can you see in the background? How is the background different from the way Paddington is?

What is Paddington wearing? What things does he have around him?

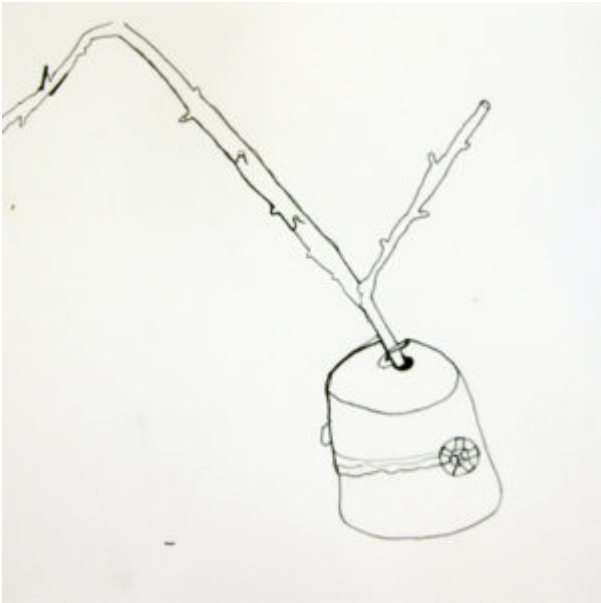
---

## **Insect Hotels**

**You May Also Like**  
**patterns with nature**



**Continuous Line Drawings of sticks**



## Making a Mask from Sticks and Tissue Paper



# Top Tips for Cardboard Creations

**DALER**   
**ROWNEY**



# See This Resource Used In Schools...



**You May Also Like**

# Creating a book world



# World in a matchbox



# Insect hotels



# Pedagogy in 250 words: Making is hard



# Prop Making for Toys



---

# Transforming Objects



# DALER ROWNEY

**You May Also Like**

**Painting with Poster Paint**



**Collaging with Wax Crayon**


## Rubbings



## Prop making for toys



## Repeat Pattern Printing Roller



---

# Painting with Poster Paint

“I really like how this resource provides lots of interesting and exciting ways for poster paint to be used. It combines observational drawing and painting with more abstract pattern providing a breadth of exploration. Giving learners the opportunity to explore the properties of poster paint as well as seeing how it responds to different materials will help to nurture imaginations as well as providing support for the development of basic skillsets.” – Rachel, AccessArt

---

**Drawing with Soft  
Pencils**



**DALER**   
**ROWNEY**

# You May Also Like

**Shells: Observational and Imaginative Drawing**



**All graphite resources**



# introduction to graphite



---

## Explore Wax Crayon

**DALER**   
**ROWNEY**



## **You May Also Like...**

**Collaging with Wax Crayon Rubbings**



# Red to Green: Wax Resist and Scraffito



# Autumn Floor Textiles



# Explorer's Books: Collecting Colour

