

Let's Start With... Collage

Working with simple printed/magazine imagery provides a useful starting point for even the youngest of children to explore collage and to create artwork based upon simple starting points.

This activity starts by inviting children to choose images which appeal to them, learning to trust their instinct. They then use play to collage with their cut elements, before sticking them down and making a drawing or painting on the page, creating artwork which is imaginative and promotes discussion.

[Join](#) AccessArt to watch the full video.

	Please log in here to access full content.	
Username	<input type="text"/>	
Password	<input type="password"/>	
	<input type="button" value="Login"/>	<input checked="" type="checkbox"/> Remember me
	Forgot Password	

To access all content, I would like to join as...

An Individual



Creative practitioners, educators, teachers, parents, learners...

[From £3.50](#)

An Organisation...



Schools, Colleges, Arts Organisations: Single and Multi-Users
From £42


AccessArt is a UK Charity and we believe everyone has the right to be creative. AccessArt provides inspiration to help us all reach our creative potential.

DALER 
ROWNEY



You May Also Like

imaginary landscapes



Finding Circles

You May Also Like...

Why visual literacy is an important skill



Drawing Spiral Snails



Drawing Spirals



Autumn Floor Textiles



DALER 
ROWNEY

The logo for Daler Rowney consists of the word "DALER" in a bold, black, serif font, followed by a green diamond-shaped logo with a white border. Below this, the word "ROWNEY" is written in a larger, bold, black, serif font.

Prop Making for Toys

DALER 
ROWNEY



You May Also Like...

Creating a book world



Pedagogy in 250 words: Making is hard



World in a matchbox



Top tips for cardboard creations



Explorer's Books: Collecting Colour

DALER 
ROWNEY



You May Also Like...

T-Shirt Paintings



Autumn Floor Textiles



Marbled Hole Punch sketchbooks



Collaging with Wax Crayon Rubbings

DALER 
ROWNEY



**See This Resource Used In
Schools**





You May Also Like...


Transforming Objects



Autumn Floor Textiles



Imaginary landscapes



Repeat **Pattern** **Printing**
Roller

DALER 
ROWNEY




You May Also Like...

Printing with string



Modroc Plasterboard



Drawing with Sticks

What We Like About This Resource

“This is a great activity to get students to think about drawing in a different way. Extending reach and accepting a lack of control can lead to really exciting and energised mark-making. It’s great to see that this resource has also been used in SEND settings, demonstrating its accessibility.” – Tobi, AccessArt.

Print Foam – Making Relief Prints: Incised & Additive

See This Resource Used In Schools...





**You May Also
Like...**

**Pathway:
Printmaking**



Featured in the 'Simple
Printmaking' pathway

Green Thumbs

**An Exploration of
Pandora's Box**

You Might Also Like...



[Ancient Greek Lyres](#)



Decorative Coil Clay Pots



Visual Arts Planning: Clay

Creativity Medals

See the Resource Used in Schools...





What We Like About This Resource...

“The sentiment behind this

resource idea is lovely and it provides an opportunity to really develop some fine motor skills as well as independence of approach. Taking ownership of the medal design means the sense of achievement is heightened beyond the children just being given one. You can really imagine the positive energy that would surround this activity within a classroom, with each child working on a shared project but embarking on their own creative journey.” – *Rachel, AccessArt*

You May Also

Like...

Pathway: Playful Making



Featured in the 'Playful Making' pathway

Talking Points:
Introduction to sculpture

Sculpture.mp4



Clay Art Medals



Talking Points: Nnena Kalu



Talking Points: Linda BELL



Making Musical Instruments

What We Like About This Resource...

“It’s great to see music being explored in this way, and combining it with making creates a really interesting immersive project. This activity would work well as part of an extended project looking at musical instruments around the world and some of the natural materials they are made from.” – Rachel,

AccessArt

You Might Also Like...

Pathway: Music and art



[This is featured in the 'Music and Art' pathway](#)

Talking Points: Linda BELL



Talking Points: Nnena Kalu



talking points: wassily
Kandinsky



**drawing source material:
orchestras**



A Cheerful Orchestra



Animal Habitats: An Ecological Mural of Planet Earth

Vicki Ostensen visits her local Primary School to create a beautiful large scale mural of animals in their natural habitats.

Mark Making & Sound: Part Three

You May Also Like...

Pathway: Music and art



This is featured in the
'Music and Art' pathway

Mark Making & Sound: Part One



Mark Making & Sound: Part Two



Mark Making & Sound: Part Two

You May Also Like...

Pathway: Music and art




This is featured in the
'Music and Art' pathway

**Mark Making & Sound: Part
One**



Mark Making & Sound: Part Three



Mark-Making & Sound: Part One


You May Also
Like...

Pathway: Music and
art




This is featured in
the 'Music and Art'
pathway

**Mark Making & Sound:
Part Two**



Mark Making & Sound:

Part Three



Drawing to a Slow Rhythm



Inspired by Miro



Drawing to Music



**Patterns with
Nature**


**You May Also
Like...**

**Pathway: Explore and
Draw**




Featured in the
'Explore and Draw'
Pathway

**Talking Points:
Artists as Collectors
and explorers**



AccessArt Resources



Digital

Shells: Observational and Imaginative Drawing

You May Also

Like...

Still

Life

Compositions



Drawing

Spiral

Snails



Drawing Spirals



**Rainbows and
Waves for
Grey Days**