

Lino Printing Inspired by Gestural Drawings

By [Joy Johnston](#)

This post shares a [lino printing](#) activity by Joy Johnston, inspired by the work of [Mark Hearld](#). Gestural observational drawings are made with a variety of media, and then the resulting sketches used to inform lino cuts. This activity was done with a year 6 class, and is the perfect activity to record seasonal changes happening around us.



A Five Colour Print Using The Reduction Method From One Piece of Lino.

	Please log in here to access full content.
Username	<input type="text"/>
Password	<input type="password"/>
	<input type="button" value="Login"/> <input checked="" type="checkbox"/> Remember me
	Forgot Password

To access all content, I would like to join as...

An Individual



Creative practitioners, educators, teachers, parents, learners...

From £3.50

An Organisation...



Schools, Colleges, Arts Organisations: Single and Multi-Users
From £42

AccessArt is a UK Charity and we believe everyone has the right to be creative. AccessArt provides inspiration to help us all reach our creative potential.

Anthotype Photography: Plant-

Based Photography Without a Camera

You May Also Like...

Pathway: using natural materials to make images



[This is featured in the 'Using Natural Materials to Make Images' pathway](#)

Talking Points: What is a

cyanotype



Talking Points: Anna Atkins



Movement Maps

**Redesigning
Packaging**

Food

You May Also Like...

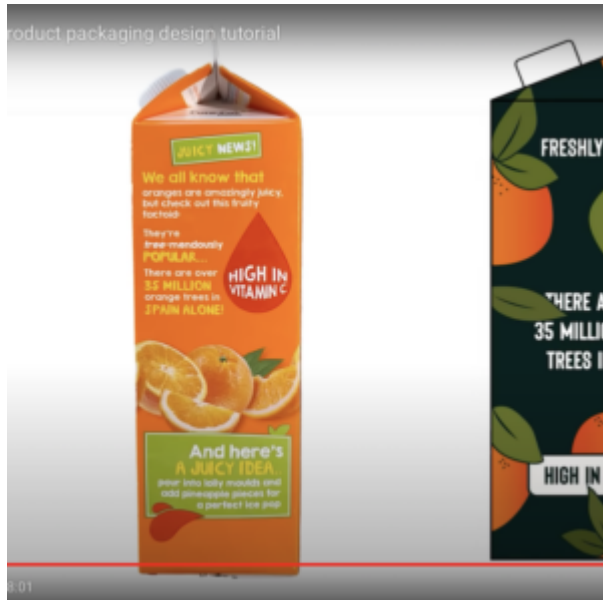
Pathway: 2D Drawing to 3D Making



This is featured in the '2D

Drawing to 3D Making' pathway

Talking Points: Packaging Design



What is Typography








**Creating Comics
Inspired by Museum
Collections**

**Printmaking using
Packaging**

**Roots & Shoots: A
Sculptural Challenge**

**See This Resource Used
In Schools...**





You May Also Like...

Pathway: Stick Transformation project



[This is featured in the 'Stick Transformation Project' pathway](#)

**Finding Marks Through
Drawings Made by**

Artists

See This Resource Used In Schools





You May Also Like...

Pathway: Typography and Maps



**This is featured in the
'Typography and Maps' pathway**

Pathway: Cloth, thread, paint



[This is featured in the 'Cloth, Thread, Paint' pathway](#)

Session Recording: Finding Marks Made by Artists

The screenshot shows the Vrt website interface. At the top, there's a navigation bar with 'Vrt' logo and 'Sharing Visual Arts Inspiration'. Below it, a header section titled 'Developing Mark Making Skills - Drawing Exercise' is visible. The main content area features the title 'Finding Marks Through Drawings Made by Artists' by Paula Briggs. A brief description follows: 'This resource shares a way to introduce learners to the diversity of mark making at their disposal when making drawings. By deconstructing drawings made by artists, we can begin to build our own vocabulary of marks, and start to make our own creative decisions about when to use a certain mark in a particular context, and understand how the marks we choose will affect the final drawings.' To the right of the text is a social media section with the hashtag #Inspire and a list of social media links. At the bottom, there's a search bar and a membership section with buttons for 'Register for' and 'Join Access'.

**Personalising a
Sketchbook with Mark
Making and Collage**

**Using a Found Book for
a Sketchbook**

Be Consistent

**Be Mindful Of Hidden
Assessment**

**Make Assessment
Inclusive**

**Attainment And Progress
Are Two Very Different
Things**

Make Assessment a Classroom Tool For Improvement

Assess a Broad Range of Art Abilities Over Time, Linked To Your Curriculum

Making Spaces & Places in a Sketchbook

Making a Simple Folded Sketchbook

Making a Hole Punch Sketchbook

Making a Backwards Sketchbook
