

Dropped Cone Sculptures with Julia Rigby

By [Julia Rigby](#)

Artist, designer and educator Julia Rigby enjoys creating colourful and quirky creations. In this resource, Julia demonstrates the process of creating dropped ice cream cone sculptures inspired by work by sculptor [Claes Oldenburg](#). This is a fun project which aims to introduce younger children to sculpture and to develop their skills in working in 3D.



	Please log in here to access full content.
Username	<input type="text"/>
Password	<input type="password"/>
	<input type="button" value="Login"/> <input checked="" type="checkbox"/> Remember me
	Forgot Password

To access all content, I would like to join as...

An Individual



Creative practitioners, educators, teachers, parents, learners...

[From £3.50](#)

An Organisation...



Schools, Colleges, Arts Organisations: Single and Multi-Users
From £42

AccessArt is a UK Charity and we believe everyone has the right to be creative. AccessArt provides inspiration to help us all reach our creative potential.

What We Like About This Resource...

“There’s a really fun element to this activity which is you can imagine all children really enjoying! The idea of food on large scale is a

great starter for a sculpture project and an early exploration of working in 3D. What's really positive to see in this project is how the children used their sketchbooks to design their ice creams prior to working in 3D. They then had the opportunity to re visit and refine their ideas as they worked. This provides a solid foundation for the concept of design development and design through making- both of which underpin any visual arts or design project or profession. For more support on how to develop sketchbook practice in your setting please see our [Sketchbook Journey](#)" – Rachel, AccessArt

You Might Also Like...



[Art Club Cafe](#)



Communal Drawing: Summer Picnic



Redesigning Food Packaging

Portrait Club


What We Like About This Resource...

"We're really grateful to Jake from Draw Brighton for sharing this activity which became so well received during lockdown 2020.

This is the perfect reminder that wherever we are in the digital or physical world, we have our eyes, hands and faces, and drawing provides a wonderful opportunity to come together in small groups to make sketches of each other. Use this activity as an ice breaker before a workshop, or as a transition activity between classes or events. Thank you Jake!" Paula, AccessArt

You Might Also Like...

Pathway: Exploring Identity



[This is featured in the 'Exploring Identity' pathway](#)

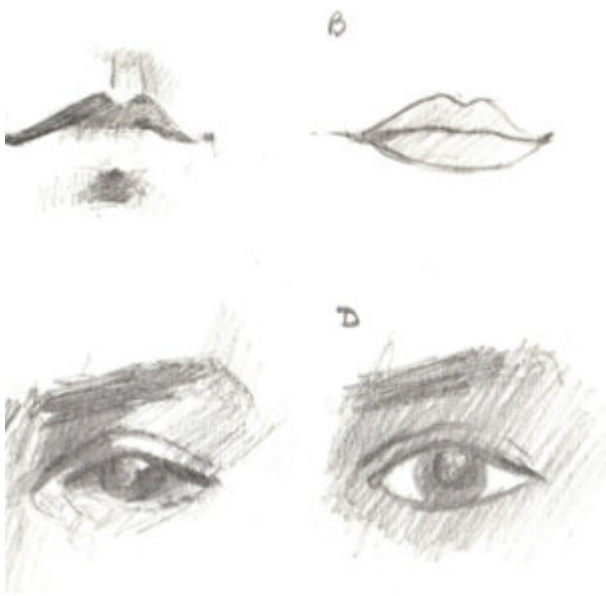
Talking Points: Njideka Akunyili Crosby



Making Physical or Digital Layered Portraits



Introduction to Portraits



Exploring Portraits in Graphite, Collage and Clay



Which Artists: We are out of

office

Gabby Savage-Dickson: Etching

What We Like About This Resource...

“These are such beautiful and evocative images – certain to inspire. There is a lot of potential for schools to explore Gabby’s work as a way to inspire pupils to create their own imagery inspired by literature, or inspired by imaginative writing by pupils.

Although etching might not be particularly accessible to many schools, there are low tech ways of approaching the process (see below) which mean pupils can explore similar ways of working in the classroom.” *Paula, AccessArt*


You May Also Like...



Dry Point Etching



Printmaking Using Packaging



[MonoPrinting with Carbon Paper](#)

Gabby Savage-Dickson: Felting & Embroidering Sets

What We Like About This Resource...

“It’s really interesting to see how Gabby works across the different disciplines of textiles and illustration in her work, and you can see how the principles of each are present in these beautifully made felt sets. We enjoyed learning how she went between planning and making – showing

that the process of creating isn't completely linear, and that the journey of idea creation can happen through sketching ideas, but also through making itself" – *Andrea, AccessArt*

You Might Also Like...

Pathway: Set Design



[This is featured in the 'Set Design' pathway](#)

talking points: negative space by tiny inventions



[Explore the work of animation directors Max Porter and Ru Kuwahata.](#)


Making Mini Food



Stitched Homes



Mini World Light Boxes



Rosie Hurley: Esio Trot

What We Like About This Resource...

“Rosie highlights the importance of embracing a wide variety of interests and ways of working into our wider creative practice, resulting in wonderfully rich and very personal explorations and outcomes.

There are so many clues in this resource for teachers. Look out for how Rosie slows down her whole process into a series of interconnected stages, which weave in and out of each other. These include time for research (collecting and observing), analysing and revisiting, drawing, making and finally documenting.” *Paula, AccessArt*

You Might Also like...

Pathway: Telling Stories through drawing and making



This is featured in the 'Drawing Stories Through Drawing and Making' pathway

Pathway: Set Design



This is featured in the 'Set Design' pathway

talking points: negative space by tiny inventions



Gabby Savage-Dickson: Felting & Embroidering Sets



Year 3 Roald Dahl & Quentin Blake Homework



Draw, Paint, Build, Make: Gallery Project



Natsko Seki: Making Broadway Market


What We Like About This Resource...

“This resource shows pupils how the experience, background and passions of an illustrator all feed into his or her work.

We like the way Natsko shares how her experience over time informs her work. For example, her background as a “visitor” or person living in cultures which she isn’t initially familiar with, enable her to see that culture through fresh eyes.

She takes these observations in through her sketchbooks, and then these inform her work at various points going forward. This is an important concept when facilitating art and developing pupils' own creativity – and [sketchbooks](#) provide the perfect tool for building this experience.”
Paula, AccessArt

You Might Also Like...



[Creating a Book World with Rose Feather](#)



Illustrating Stories: Creating a Storyboard and First Dummy Book



Illustrating the Jaberwocky

The Art Of Zines

You Might Also Like...

Pathway: Print & Activism

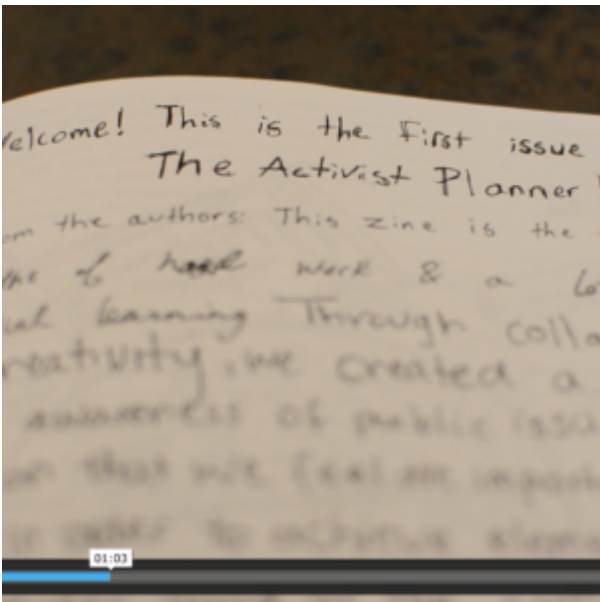


[This is featured in the 'Print & Activism' pathway](#)

Talking Points: Luba Lukova



Talking Points: What is a Zine?



Making Large Scale, Screenprinted, Collaged, Co-Created Campaign Posters!



Making an Artist's Book



Book Artists



**Connecting With Nature
Through Art**

**Lino Printing Inspired by
Gestural Drawings**

Anthotype Photography: Plant-

Based Photography Without a Camera

You May Also Like...

Pathway: using natural materials to make images



[This is featured in the 'Using Natural Materials to Make Images' pathway](#)

Talking Points: What is a

cyanotype



Talking Points: Anna Atkins



Movement Maps

**Redesigning
Packaging**

Food

You May Also Like...

Pathway: 2D Drawing to 3D Making



[This is featured in the '2D](#)

Drawing to 3D Making' pathway

Talking Points: Packaging Design



What is Typography




**Creating Comics
Inspired by Museum
Collections**

**Printmaking using
Packaging**


**Roots & Shoots: A
Sculptural Challenge**

**See This Resource Used
In Schools...**




Georgie

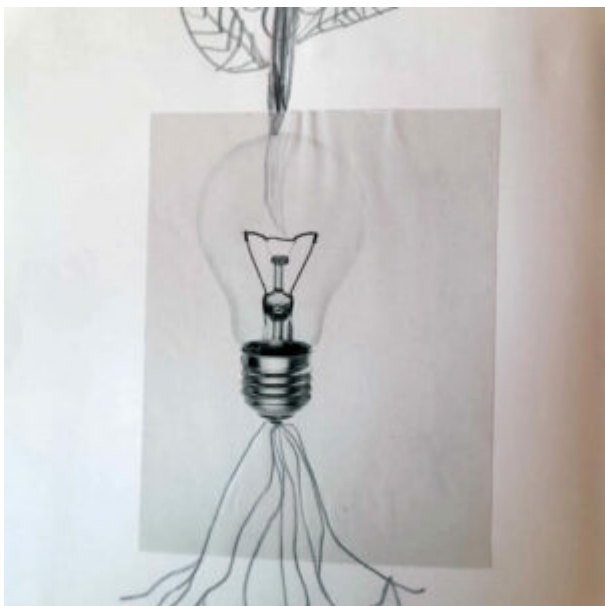

Georgie



Phoebe



Al



You May Also Like...

Pathway: Stick Transformation project



[This is featured in the 'Stick Transformation Project' pathway](#)

**Finding Marks Through
Drawings Made by**

Artists

See This Resource Used
In Schools





You May Also Like...

Pathway: Typography and Maps



[This is featured in the 'Typography and Maps' pathway](#)

Pathway: Cloth, thread, paint



[This is featured in the 'Cloth, Thread, Paint' pathway](#)

Session Recording: Finding Marks Made by Artists

A screenshot of a website page. The top navigation bar includes 'Developing Mark Making Skills - Drawing Exercise' and 'Vrt Sharing Visual Arts Inspiration'. The main content area features the title 'Finding Marks Through Drawings Made by Artists' by Paula Briggs. Below the title is a paragraph of text. To the right, there is a search bar and a 'MEMBERSHIP' section with buttons for 'Register for' and 'Join Acces'. At the bottom left, there is a small image of two birds in a cage.

Developing Mark Making Skills - Drawing Exercise

Vrt Sharing Visual Arts Inspiration

HOME TODAY VISUAL ARTS RESOURCES AREAS OF EXPERTISE I AM... JOIN ACCESSART

Logout

Finding Marks Through Drawings Made by Artists

By Paula Briggs

This resource shares a way to introduce learners to the diversity of mark making at their disposal when making drawings. By deconstructing drawings made by artists, we can begin to build our own vocabulary of marks, and start to make our own creative decisions about when to use a certain mark in a particular context, and understand how the marks we choose will affect the final drawings.

#Inspire

Inspired by our resources? media using #inspireably @ facebook and twitter @vrt Instagram & quite the art's Thank you!


FIND RESOURCES ABOUT.

Search

MEMBERSHIP

Register for

Join Acces



**Personalising a
Sketchbook with Mark
Making and Collage**

**Using a Found Book for
a Sketchbook**

Be Consistent