

Teaching Art to Year Three by Jan Miller: Collection Page

We hope you will be inspired by this collection of resources by art teacher Jan Miller, who generously shares a whole year's worth of teaching for ages 7 to 8. The collection provides a fantastic insight into how an experienced and very successful art teacher enables the creative journey in school, despite pressures from other curriculum areas. Please do leave any comments for Jan below!

A Year of Art Lessons with Year 3 - Introduction



An Introduction into how Jan Miller approaches Curriculum Planning

Drawing with scissors: Screen printing lessons inspired by Matisse



Children make collage and explore printmaking.

7 & 8 Year Olds Explore MonoPrinting & Oil Painting



Combining drawing, collage, printing and colour

Pop-Up Puppets Inspired by A Historical Painting




Children are challenged to make puppets both in response to a historical painting and also as a way to encourage others to engage in the painting

Spotting Potential and Nurturing a Young Talent



A Year Four pupil who approached a class project on drawing Roman portraits in his own unique way

Japanese Sushi Inspires Our Art



Pupils learn from another culture by creating colourful, large-scale mixed media drawings inspired by food from Japan

**Santa comes in all Shapes and Sizes: Yr 3
Make Bouncing Santas!**



A fun end of term project that would also be perfect to do at home – making model Santas with character! Jan Miller share a process to make 3D model Santas using simple materials and processes.

**Making Papier-Mache Marionette Puppets
Inspired by Characters in a Historical
Painting**



Children make jointed puppets in response to a painting

Japan: making Sushi Recycled Style!



Exploring the potential and limitations of paper and recycled materials, learning through play and experimentation to make 3D forms. The outcomes of this process were used to inform work created in a second medium of clay

Japan - Ceramics Inspire Painting and Painting Inspires Ceramics



The work of a contemporary Japanese ceramicist inspires vibrant paintings in a variety of materials. The children then used their own art to design ceramic vessels.

All that Glitters...



Pupils have fun playing with materials that glitter and sparkle, developing their design and making skills to produce personalised brooches, decorative images of celebrities and gorgeous treasure glitter boards. Finally, they explore portrait drawing, creating a sparkly 'selfie'!

Sign up below to receive email updates from AccessArt. AccessArt promises not to share your information with anyone else and you can unsubscribe at any time!

[si-contact-form form='35']

AccessArt welcomes artists, educators, teachers and parents both in the UK and overseas.

We believe everyone has the right to be creative and by working together and sharing ideas we can enable everyone to reach their creative potential.

Join AccessArt from only £3.50 per month and enjoy full access to hundreds more resources!

Join Us!

Drawing with Scissors: Screen Printing Workshop in 3 Stages, Inspired by Matisse

A Year of Art Lessons with Year 3 – Introduction

Painting a Bluebell Forest in Cyan, Magenta and Process Yellow on a Large Scale

In this project young teenagers were given the opportunity to paint on a larger scale; to explore working big whilst immersing themselves in colour. We were all inspired by the spring!

Students transformed the room into a bluebell forest in cyan, magenta and process yellow Scolaquip acrylic paint. By Sheila Ceccarelli

Withy Butterflies

Art educator Anne-Louise Quinton shares a workshop for making a flock of large, withy butterflies, creating a colourful and dramatic artwork.

**Inspired by Edgar Degas:
Printmaking, Drawing &
Sculpture at the Fitzwilliam
Museum Cambridge with
AccessArt**

Making Sculpture Inspired by Degas

This resource explores sculpture by French artist Edgar Degas (1834-1917) and shows how hands-on sculptural processes can be facilitated in a classroom. This resource was created in collaboration with AccessArt and the Fitzwilliam Museum, Cambridge.

How to Make Beautiful, Liquid Drawings Inspired by Degas

This resource looks at drawings by the French artist, Edgar Degas (1834-1917), and how to enable the production of beautiful, 'inky drawings' in the classroom. This resource was created in collaboration with AccessArt and the Fitzwilliam Museum, Cambridge.

Midi Art

AccessArt Young Artist Alex Tunstall shares how he explored midi art as part of a more open-ended exploration of developing his skills in Logic Pro X to compose music for animations for the #BeACreativeProducer Project.

Making Monotypes Inspired by Degas

This resource shares how Edgar Degas made his 'inky drawings,' or monotypes, and how the process of mono-printing can be further explored in the classroom – In collaboration with the Fitzwilliam Museum, Cambridge

Colour Wheel for Infants and Juniors

In this post, artist educator Rosie James, shows her open-ended and experiential approach to introducing the colour wheel to primary aged children throughout the key stages.

Primal Painting

You May Also Like...

Pathway: using natural materials to make images




[This is featured in the 'Using Natural](#)

Materials to Make Images' pathway

Talking Points: Frances Hatch



Talking Points: Anna Atkins



Talking Points: What is a cyanotype



Talking Points: Cave Art



Working In and with the landscape



Sculpture from Sculpture

Inspired by sculptures by Henry Moore, Barbara Hepworth and Jacob Epstein and looking at 'inside' and 'outside' shapes, students created their own constructions with help of artist Anne-Louise Quinton.

An Exploration of Artwork by Shepard Fairey

Screen Printing with Screen Mesh: Screen Printing Hack

Find Your Message (To The World)

You May Also Like...

Pathway: Print & Activism



[This is featured in the 'Print & Activism' pathway](#)


Talking Points: Luba Lukova



Talking Points: Faith Ringgold



Talking Points: Kate DeCiccio





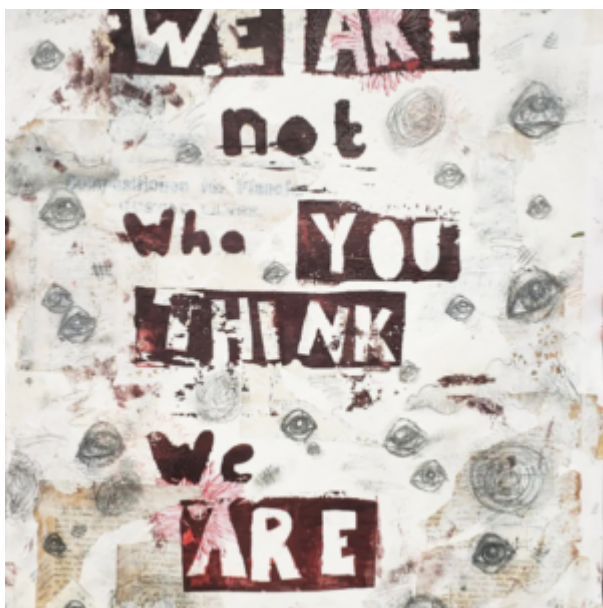
Talking Points: Shepard Fairey

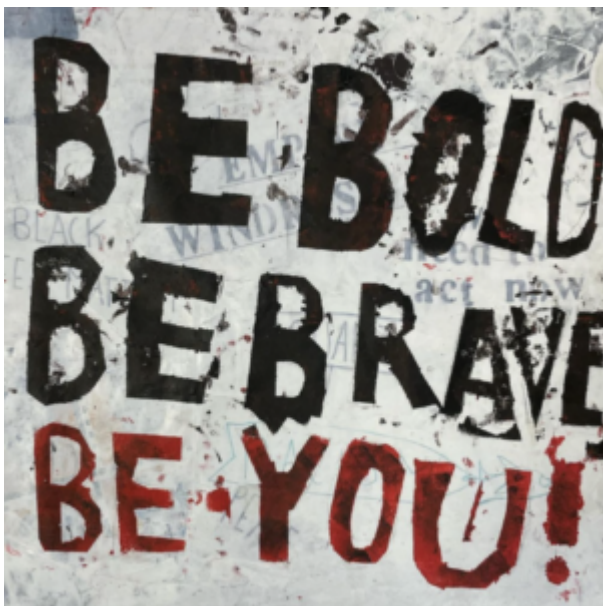


Teenagers Make Propaganda Art Inspired by Shepard Fairey

See This Resource Used In Schools...







[illegible]


Kingston

WHAT WE NEEDS TO HAPPEN

Kingston, Jamaica

Merson Completed
Hampden School
for girls.





You May Also Like...

Pathway: Print & Activism



[This is featured in the 'Print & Activism' pathway](#)


Talking Points: Luba Lukova



Talking Points: Faith Ringgold



Talking Points: Kate DeCiccio



Talking Points: Shepard Fairey



Screen Prints Inspired by Shepard Fairey

From Bones and Body to Structure and Form – by Melissa Pierce Murray

Artist Melissa Pierce Murray worked with teenagers from AccessArt's Experimental Drawing Class on a series of workshops which physically explored drawing and sculptural responses to form, forces and anatomy.

Sensing Form: Using Feel to Manipulate Clay with Linda Green