

# Midi Art

AccessArt Young Artist Alex Tunstall shares how he explored midi art as part of a more open-ended exploration of developing his skills in Logic Pro X to compose music for animations for the #BeACreativeProducer Project.

---

# Making Monotypes Inspired by Degas

This resource shares how Edgar Degas made his 'inky drawings,' or monotypes, and how the process of mono-printing can be further explored in the classroom – In collaboration with the Fitzwilliam Museum, Cambridge

---

# Colour Wheel for Infants and Juniors

In this post, artist educator Rosie James, shows her open-ended and experiential approach to introducing the colour wheel to primary aged children throughout the key stages.

---

# Primal Painting

## You May Also Like...

**Pathway: using natural materials to make images**



**[This is featured in the 'Using Natural Materials to Make Images' pathway](#)**

**Talking Points: Frances Hatch**



**Talking Points: Anna Atkins**




**Talking Points: What is a cyanotype**



## Talking Points: Cave Art



## Talking Points: Artists as explorers and collectors



---

# Sculpture Sculpture

from

Inspired by sculptures by Henry Moore, Barbara Hepworth and Jacob Epstein and looking at 'inside' and 'outside' shapes, students created their own constructions with help of artist Anne-Louise Quinton.

---

# **An Exploration of Artwork by Shepard Fairey**

---

## **Screen Printing with Screen Mesh: Screen Printing Hack**

---

## **Find Your Message (To The World)**

# You May Also Like...

## Pathway: Print & Activism



[This is featured in the 'Print & Activism' pathway](#)


Talking Points: Luba Lukova



## Talking Points: Faith Ringgold



## Talking Points: Kate DeCiccio



## Talking Points: Shepard Fairey





---

**Teenagers Make  
Propaganda Art Inspired  
by Shepard Fairey**

**See This Resource Used  
In Schools...**








**BE BOLD**  
**BE BRAVE**  
**BE YOU!**

**BE BOLD**  
**BE BRAVE**  
**BE YOU!**

**FOR**  
**YOUR**  
**RIGHTS**





# You May Also Like...

## Pathway: Print & Activism



[This is featured in the 'Print & Activism' pathway](#)


**Talking Points: Luba Lukova**



## Talking Points: Faith Ringgold



## Talking Points: Kate DeCiccio



## Talking Points: Shepard Fairey



---

# **Screen Prints Inspired by Shepard Fairey**

---

## **From Bones and Body to Structure and Form – by Melissa Pierce Murray**

Artist Melissa Pierce Murray worked with teenagers from AccessArt's Experimental Drawing Class on a

series of workshops which physically explored drawing and sculptural responses to form, forces and anatomy.

---

**Sensing Form: Using  
Feel to Manipulate Clay  
with Linda Green**


---

**#BeACreativeProducer  
Workshop with Primary-  
Aged Children**

---

# Making Sculptural “Wild Things” (Session 2 & 3)

See This Resource Used In Schools...







## **You May Also Like...**

**Pathway: Drawing and Making  
Inspired by Maurice Sendak**



[This resource is featured in the 'Drawing and Making Inspired by Maurice Sendak' pathway](#)

**talking points: maurice sendak**



# session recording: exploring modroc



---

## Making Sculptural “Wild Things” (Session 1)

This resource forms part of a series which enable primary-aged children to explore drawing and making inspired by Maurice Sendak’s “Where the Wild Things Are”.

---

# Drawing our own “Wild Things” to Inhabit our Imagined Landscape

## You May Also Like...

Pathway: Drawing and Making Inspired by Maurice Sendak



[This resource is featured in the 'Drawing and Making Inspired by Maurice Sendak' pathway](#)

**talking points: maurice sendak**



---

**Life Drawing Inspired  
by “Where the Wild  
Things Are”**

**See This Resource Used  
In Schools...**



## You May Also Like...

**Pathway: Drawing and Making  
Inspired by Maurice Sendak**



[This resource is featured in the 'Drawing and Making Inspired by Maurice Sendak' pathway](#)

**talking points: maurice sendak**



# Adding Colour to Shared Ink Drawing Inspired by “Where the Wild Things Are”

See This Resource Used In Schools...











## **You May Also Like...**

**Pathway: Drawing and Making  
Inspired by Maurice Sendak**



[This resource is featured in the 'Drawing and Making Inspired by Maurice Sendak' pathway](#)


**talking points: maurice sendak**



# Shared Ink Drawing Inspired by “Where the Wild Things Are”

See This Resource Used  
In Schools...







## You May Also Like...

Pathway: Drawing and Making  
Inspired by Maurice Sendak



[This is featured in the 'Drawing](#)

## and Making Inspired by Maurice Sendak' pathway

**Pathway: Making Animated Drawings**



This is featured in the 'Making Animated Drawings' pathway

**talking points: maurice sendak**



---

**To Construct...**

**You May Also Like...**

**Talking Points: Linda BELL**



[Explore how Linda Bell creates sculptures](#)

**Talking Points: Nnena Kalu**



[Explore artist Nnena Kalu](#)