

# Collagraph, Collage and Stitch: Make a Image of Your Home on Fabric

By [Andrea Butler](#)

This resource was inspired by an [AccessArt participatory project](#) The AccessArt Village and could easily be adapted for a general architectural project. The process combines a collagraph print, fabric and stitch to create a 2D image which could then be used to [make a sculptural model house](#).



	<b>Please log in here to access full content.</b>	
Username		<input type="text"/>
Password		<input type="password"/>
	<input type="button" value="Login"/>	<input checked="" type="checkbox"/> Remember me
	<a href="#">Forgot Password</a>	

**To access all content, I would like to join as...**

**An Individual**



**Creative practitioners, educators, teachers, parents, learners...**

**From £3.50**



## An Organisation...



Schools, Colleges, Arts Organisations: Single and Multi-Users  
From £42

*AccessArt is a UK Charity and we believe everyone has the right to be creative. AccessArt provides inspiration to help us all reach our creative potential.*

---

## The August Creative Challenge

# Gallery – Week Four

---

## Drawing with a Ruler

### You May Also Like...

Pathway: Exploring Form Through Drawing



[This is featured in the 'Exploring Form Through Drawing' pathway](#)

Pathway: Stick Transformation project




[This is featured in the 'Stick Transformation Project' pathway](#)

**The drawing journey**



**See Drawing Projects for Children for more Drawing Exercises**





---

# Supersized Jewellery

More Making and Drawing projects for children



[Make, Build, Create and Drawing Projects  
for Children, BlackDog Publishing  
2015/2016](#)

---

## Developing Sketchbook Work with Pink Pig Sketchbooks

Find more drawing and making ideas!



[Drawing Projects for Children and Make,  
Build, Create. Blackdog Publishing  
2015/2016](#)

---

# **Join Us for an August Creative Challenge!**

---

## **Tie Dye**

---

## **Draw your Home: Collage, Stitch and Fabric Crayons**

---

## **Take a Seat Gallery**

Enjoy these chairs!

---

## **Block printing: Creating repeat patterns using letters**



## **with Andy McKenzie**

Teenagers from AccessArt's Experimental Drawing Class worked with artist Andy McKenzie to create repeat patterns of letters.

---

## **Brushes, Rollers and Dabbers – Year 4 Pupils Use Mixed Media to Make Mark Making Tools**

to explore constructing in mixed media and using inventiveness and innovation to create painting tools, which would later be used to paint a Communal Drawing of the River.

---

## **Our River – Year Five Pupils Build a Communal Drawing in Four Steps**

---

# **Choosing, Mounting, Showing and Celebrating Art Work by Teenagers**

---

## **Inspired by Christo: Mixed Media Drawings**

---

## **Making Large Scale, Screenprinted, Collaged, Co- Created Campaign Posters!**

## **You May Also Like...**

**Make, Build, Create: Sculpture Projects  
for Children by Paula Briggs**



Published by Black Dog Books

## #WHATDIDMYCHILDMAKE



# Shadow Puppets and



# Whiteboards

## You May Also Like...

### Pathway: Shadow Puppets




[This is featured in the 'Shadow Puppets' pathway](#)

Talking Points: Cut Outs




## **Talking Points: Malaysian Puppets**



## **Talking Points: Lotte Reiniger**



## Session Recording: Making Shadow Puppets



---

## Graffiti Floor – Teenagers Have a Silent Conversation



# **with Pen and Mark**

As an adult, you must remember your teenage self and all the intensity with which life was felt?

---

## **Drawing Space/Drawing in Space**

---

## **Year Three Pupils Explore Stencils, Composition and Expressive Mark Making with Oil Pastels**

## **You May Also Like...**

**Pathway: working with shape and colour**



[This is featured in the 'Working with Shape and Colour' pathway](#)

**Talking Points: Henri Matisse Cut Outs**



**Talking Points: Romare Bearden**

...What I have tried  
to do in my collages is  
bring the Afro American  
experience into art and  
**GIVE IT A  
UNIVERSAL  
DIMENSION.**

---

## **Making Collographs with Andy Mckenzie: Week Two**

Following on from the previous week, when teenagers were introduced to making Collagraph Plates, this week teenagers took prints from their textured plates.