

Long Legged Animals by Years 3 & 4 Making Club

Year three and four pupils explore making their own sculptures and to take on sculptural challenges like how to construct with a variety of materials, including Modroc, and (most importantly) how to make their creations stand.

Life Drawing: Using Tone by Hester Berry

Life Drawing: Understanding Foreshortening by Hester Berry

Life Drawing: Drawing Hands and Feet with Hester Berry

Shipwrecked! A Shadow Puppet Play by Children Aged 10

As the winter nights draw in and it was dark outside and cosy inside, Friday Club students, turn the summerhouse into a theatre and make a shadow puppet play.

Paperback Figures: Collaged, Relief Sculptures

You May Also Like....

Visual Arts Planning Collections:
Cardboard and paper



Book art with Primary children



Making 2d & 3d Fashion Designs with Painted and Decorated Paper



Life Drawing: Drawing the Head by Hester Berry

Red to Green: Wax Resist and Scraffito

Red to Green: Making Sculpture

I wanted students to be pushed to explore how to make a free standing sculpture encompassing modern sculptural principles of form, shape and balance, yet with an accessible and tangible approach to working.

Red to Green: Steps to Observational Drawing

Foundations for students to be able to approach observational drawing without feeling inhibited or paralyzed and reinstate

their confidence in their ability and right to draw.

Red to Green: Monoprinting

Monoprinting is an excellent way to access mark making and drawing but with a bit of 'distance' from the finished work. Results are always unexpected and the process itself very engaging, so any potential anxiety about what a finished drawing 'should' look like is taken away.

Life Drawing: Capturing Gesture by Hester Berry

Red to Green: Block Printing

enjoyed the process of block printing

Red to Green: Taking Rubbings

and Making Compositions

process of recording by taken rubbings from natural and man made objects whilst incidentally making uninhibited gestures and marks with graphite

Red to Green: Patterns in Nature, Line and Wire

using drawing as a way into exploring designs and patterns in nature, followed by a making session using wire to extend ideas into 3D


Aspire to Create: Inspired by Nature & Empowered by Creativity – Red to Green

One: Casting



Exploring mark making into wet clay, mould making, mixing and pouring plaster

Two: Patterns in Nature, Line and Wire



Using drawing to look at designs and patterns in nature to inspire the creation of wire sculpture

Three: Taking Rubbings and Making Compositions



Recording the surrounding world by taking rubbings

Four: Block Printing



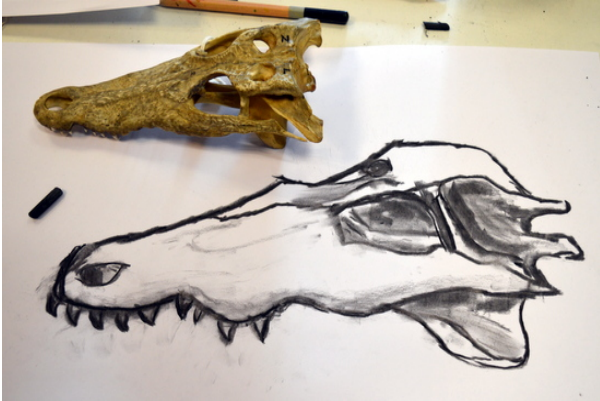
Learners are introduced to block printing

Five: Monoprinting




Exploring texture, pattern and mark making through monoprinting

Six: Steps to Observational Drawing



Four steps to enabling observational drawing

Seven: Making Sculpture



Learners explore sculptural principles of form, space and balance

Eight: Wax Resist and Scraffito



Introducing colour with wax resist and scraffito techniques



Red to Green: Casting

day one of AccessArt's six day residency at Red2Green mark making into clay, mould making and casting

3D Drawing with Paper: Texture – Surface – Structure

Artist Andrea Butler sets teenagers the challenge to create 3D forms from sheets of paper experimenting with structure and

texture using manipulation techniques.

Bold Autumn Still Life

Teenagers engaged in creating bold still life drawings

Introduction to Life Drawing with Hester Berry