

Drawing Inspired by Elements: Hands Moving Charcoal Dust

[Drawing Inspired by Elements](#) consists of four drawing exercises which are designed to help you to look again at some of our most elemental drawing materials and find inspiration in the elemental qualities of earth, water, and fire.



Charcoal is one of our oldest drawing materials - reach for a lump of burnt out wood from the ashes of a fire and make a mark on a nearby rock, and you are probably replicating the actions of people from the Chauvet Cave, southern France, over 30,000 years ago. In this assignment we are going to remind ourselves of the origins of drawing and mark making, and in so doing explore the kinds of marks charcoal *likes* to make, and how we can push and manipulate it further...

	Please log in here to access full content.	
Username		<input type="text"/>
Password		<input type="password"/>
	<input type="button" value="Login"/>	<input checked="" type="checkbox"/> Remember me
	Forgot Password	

To access all content, I would like to join as...

An Individual



Creative practitioners, educators, teachers, parents, learners...

From £3.50

An Organisation...



Schools, Colleges, Arts Organisations: Single and Multi-Users
From £42

AccessArt is a UK Charity and we believe everyone has the right to be creative. AccessArt provides inspiration to help us all reach our creative potential.

You May Also Like...

Introduction to Charcoal



charcoal cave



Expressive Charcoal Collage: Coal Mines



Making Cotton Reel Motors and Obstacle Tracks

Making a cotton reel motor and a landscape for it to explore – perfect to inspire drawing and making in children. [Full AccessArt Members Only](#)

Teenagers Teach Teenagers How to Use Stencils to Make Acrylic Spray Paint Prints

Teenagers share how to make acrylic spray-paint prints using stencils. [Full AccessArt Members Only](#)

Making Birds! Sculpture Ideas for Primary Schools

Be an Architect! An Introduction to Architecture for Children

A really lovely project which enables an exploration of space and structure. [Full AccessArt Members Only](#)

Making a Stencil from a Picture

Sara and Jasmine, aged 15, share their knowledge of 'How to Make a Stencil' for spray paint with other teenagers. [Full AccessArt Members Only](#)

Making Mummies and Sarcophagi PDF Download

Making Mummies and Sarcophagi PDF explores using modelling, mould making and casting as processes to help make models. Suitable for children.

Accessible Printmaking Techniques PDF Download

The 14 page, fully illustrated PDF explores four main printmaking techniques (Linoprint, blockprint, monoprint and screenprint) which can be used with all ages/abilities, without the need for expensive or high tech materials or equipment.

The ABC of Tools PDF Download

Beautifully illustrated PDF wall chart/handbook exploring the anatomy and use of everyday hand tools.

Making Money! Drawing & Making

Using a drawing exercise to help seek out pattern, and going on to design and make super-size coins using drawing as collage. [Full AccessArt Members Only](#)

Drawing Shiny Cutlery with Charcoal


Exploring charcoal as a medium for creating tonal nuances and drawing shiny objects. [Full AccessArt Members Only](#)

Withy Sculptures

Making a Carnival Mask

Making Insect Sculptures

See This Resource Used In
Schools...





Making a Festival Feast from Modroc

Making a sculptural feast out of mod roc and other materials.
[Full AccessArt Members Only](#)

Making a Marionette

You May Also Like...


Visual Arts Planning Collections: Toys, puppets, dolls



Pop up puppets



animating puppets



How to Make Charm Bracelets


Heavy/Light Mobile – Drawing and Making

You May Also Like...

Pathway: Explore Sculpture Through Making a Mobile



Kinetic Mobile Sculpture Workshop with Laura Kohler



Coat-hanger Shells



**Kinetic Mobile Sculpture
Workshop with Laura Kohler**

Making a Blind Contour Drawing