

Look Up, Not Down – Portrait Drawing Exercises

By **Paula Briggs** and **Sheila Ceccarelli**.

Simple portrait drawing exercises act as a great icebreaker and warm up to portrait drawing. This exercise helps participants understand the importance of looking, as a drawing skill, and it also enables participants to loose their inhibitions about their drawings.

Working in pairs, participants were asked to make drawings of each other with the challenge of only looking at their partner, and NOT looking at their paper. Quite a challenge for some.

	Please log in here to access full content.	
Username	<input type="text"/>	
Password	<input type="password"/>	
	<input type="button" value="Login"/>	<input checked="" type="checkbox"/> Remember me
	Forgot Password	

To access all content, I would like to join as...

An Individual



Creative practitioners, educators, teachers, parents, learners...

From £3.50

An Organisation...



Schools, Colleges, Arts Organisations: Single and Multi-Users
From £42

AccessArt is a UK Charity and we believe everyone has the right to be creative. AccessArt provides inspiration to help us all reach our creative potential.

You May Also Like...

**Visual Arts Planning Collections:
Portraits**



Making a Blind Contour Drawing



Inspired by Henri Matisse



Making Halloween Props – A Gruesome Hand and Witches Nose

Making a Mask from Sticks and Tissue Paper

This resource describes how to make a simple, sculptural children's mask using everyday materials. The mask can be easily adapted to be themed to various times of the year, or used to make masks for performances, assemblies, costumes or puppets. [Full AccessArt Members Only](#)

Finger Palette Portraits – Fingerprint Drawing

Using marks made bu fingers to make portraits. [Full AccessArt Members Only](#)

Drawing Cartoon Characters – A School Full of Characters!

You May Also Like...

Visual Arts Planning Collections:
Portraits



DRAWING FROM LIFE & MAKING CARTOON CHARACTERS




Drawing cartoon animals



Turning Paper into Fur – Creative Drawing Prompts

See This Resource Used In
Schools...







You May Also Like...

Pathway: Making Birds



[Featured in the 'Making Birds' pathway](#)

Drawing Like a Caveman – Handprint Art

Life Drawing for Children (and acting up a bit!)

Children loved this workshop in which we used props to encourage children to draw each other. [Full Access Art Members Only](#)

Sewn Signature Binding – A Sketchbook Idea

Elastic Band Sketchbook

Drawing Cartoon Animals

How to Use Modroc


You May Also Like...

Pathway: Festival Feasts



[This is featured in the 'Festival Feasts' pathway](#)

Pathway: Using Art To Explore Global Issue



[This is featured in the 'Using Art To Explore Global Issue' pathway](#)

Pathway: Drawing and Making Inspired by Maurice Sendak



[This is featured in the 'Drawing and Making Inspired by Maurice Sendak' pathway](#)

session recording: exploring modroc



How to Make an Armature

Paula Briggs shows, how to make an armature explains how make an armature using sticks and a glue gun, and focuses around making figurative sculpture (sculpture about the body).

Gentle Eye Drawings – A Creative Drawing Exercise

Only

Installation Art

Making Mummies & Sarcophagi

The Haptic Body

Squiggle Drawings & Autumn Floor Drawings


You May Also Like...

Pathway: Explore and Draw



Featured in the 'Explore and Draw' Pathway

Talking Points: Artists as Collectors and explorers



Talking Points: What is Composition?



**The ABC of Tools – PDF
Download**

Easy Printmaking Techniques