

# Drawing with Sticks

By [Elizabeth Hammond](#)

In this post artist Elizabeth Hammond demonstrates how to draw using a stick to give life to the marks made. This way of drawing encourages bodily movement and energy on the page. It is a really accessible activity for all abilities. Become a [member](#) to watch the full video below.

---

	Please log in here to access full content.	
Username	<input type="text"/>	
Password	<input type="password"/>	
	<input type="button" value="Login"/>	<input checked="" type="checkbox"/> Remember me
	<a href="#">Forgot Password</a>	

To access all content, I would like to join as...

An Individual



Creative practitioners, educators, teachers, parents, learners...

From £3.50

**An Organisation...**



Schools, Colleges, Arts Organisations: Single and Multi-Users  
From £42

*AccessArt is a UK Charity and we believe everyone has the right to be creative. AccessArt provides inspiration to help us all reach our creative potential.*

---

## What We Like About This Resource

***“This is a great activity to get students to think about drawing in a different way. Extending reach and accepting a lack of control can lead to really***

*exciting and energised mark-making. It's great to see that this resource has also been used in SEND settings, demonstrating its accessibility."* – Tobi, AccessArt.

---

## **Session Recording: Exploring Line Weight**

---

## **Session Recording: Exploring Charcoal**

---

## **Session Recording: Finding Marks Made by Artists**

---

## **Sculptural Environments**



# Inspired by Hockney

## See This Resource Used In Schools...





---

**AccessArt      Primary      Art  
Curriculum:      Disciplines,  
Sequencing & Artists**

---

**AccessArt    Primary    Art  
Curriculum    Medium    Term  
Plans**

---

**AccessArt    Primary    Art  
Curriculum:    Additional**

# **Pathways: Medium Term Plans**

---

**Making 2d & 3d Fashion Designs with Painted and Decorated Paper**


**See This Resource Used In Schools...**



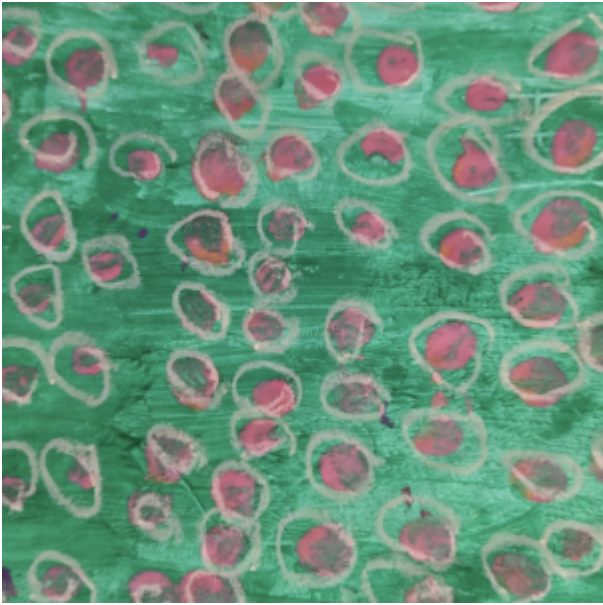





















# You May Also Like...

**Pathway: Fashion Design**




**This is featured in the 'Fashion Design' pathway**

**Talking Points: Hormazd Narielwalla**



**Talking Points: Alice Fox**



**Talking Points: Tatyana Antoun**





## Talking Points: Rahul Mishra



## Talking Points: Pyer Moss






---

# **Making Painted & Sewn Landscapes**

**See This Resource Used  
In Schools...**






























# You May Also Like...

**Pathway: Cloth, thread, paint**



[This is featured in the 'Cloth, Thread, Paint' pathway](#)


**Talking Points: Frank Bowling**



## Talking Points: Hannah Rae



## Talking Points: Alice Kettle





# Using Sketchbooks to Make Visual Notes

## See This Resource Used In Schools




























---

# Making a Treehouse

## You May Also Like...

**Pathway: Stick Transformation project**





This is featured in the 'Stick Transformation Project' pathway

**Talking Points: treehouses**



# Experimental Making Tools

Mark

See This Resource Used  
in Schools





# You May Also Like...

## Pathway: Expressive Painting



This is featured in the 'Expressive Painting' pathway

---

# Mixed Media Landscape Challenges

See This Resource Used  
In Schools...




















**You May Also Like...**

**Pathway: Mixed Media Land and city scapes**



[This is featured in the 'Mixed Media Land and City Scapes' pathway](#)

**Talking Points: Kittie Jones**



# Talking Points: Vanessa Gardiner



# Talking Points: The Shoreditch Sketcher





# **A Visual Poetry Zine with Monotype**

Use monoprint, paint and collage to create zines  
inspired by poetry.

---

**Print Foam – Making  
Relief Prints: Incised  
& Additive**

**See This Resource Used  
In Schools...**





## You May Also Like...

**Pathway: Simple Printmaking**



[Featured in the 'Simple Printmaking' pathway](#)

---

# Expressive Painting & Colour Mixing

What We Like About This Post: “I love that this activity introduces students to colour mixing in a fun and interactive way, steering away from the more formal colour wheel and promoting a more intuitive way of colour mixing. The use of sketchbooks also gives students the opportunity to curate their work, nurturing the individuals creative decision making.” – Tobi, AccessArt

---

## Osakana

---

## Paint Your Corner Shop



# See This Resource Used in Schools...





## You May Also Like...

**Pathway: Festival Feasts**



[This is featured in the 'Festival Feasts' pathway](#)

## Talking Points: Claes Oldenburg




## Talking Points: Nicole Dyer



## Talking Points: Lucia Hierro



**Drawing source material: Food**




---

**Making Sculptural Birds**



# See This Resource Used In Schools...



















# You May Also Like...

## Pathway: Making Birds



[Featured in the 'Making Birds' pathway](#)

# Talking Points: Inspired by Birds

