

Drawing With Your Feet

[By Elizabeth Hammond](#)

In this post artist Elizabeth Hammond demonstrates how to use your foot as a drawing tool. This allows for freedom of expression and learning to embrace the unexpected while creating unique marks that bring a static object to life! Become a [member](#) to watch the full video.

	Please log in here to access full content.	
Username	<input type="text"/>	
Password	<input type="password"/>	
	<input type="button" value="Login"/>	<input checked="" type="checkbox"/> Remember me
	Forgot Password	

To access all content, I would like to join as...

An Individual



Creative practitioners, educators, teachers, parents, learners...

From £3.50

An Organisation...



Schools, Colleges, Arts Organisations: Single and Multi-Users
From £42

AccessArt is a UK Charity and we believe everyone has the right to be creative. AccessArt provides inspiration to help us all reach our creative potential.

What We Like About This Resource

“I love this resource because I can picture the energy in the classroom whilst students enjoy the process of mark-making using their feet. Creating

drawings with parts of the body other than hands can be really freeing; students will hopefully look at their drawings in a less critical way, with the emphasis of the activity being more about the process than the outcome. It might be a nice addition to use a viewfinder to zoom in on areas where the marks collide in interesting ways” – Tobi, AccessArt.

Drawing with Sticks

What We Like About This Resource

“This is a great activity to get students to think about drawing in a different way. Extending reach and accepting a lack of control can lead to really exciting and energised mark-making. It’s great to see that this resource has also been used in SEND settings, demonstrating its accessibility.” – Tobi, AccessArt.

Sculptural Environments Inspired by Hockney

**See This Resource Used In
Schools...**





**AccessArt Primary Art
Curriculum: Disciplines,
Sequencing & Artists**

**AccessArt Primary Art
Curriculum Medium Term
Plans**

**AccessArt Primary Art
Curriculum: Additional**

Pathways: Medium Term Plans


Making 2d & 3d Fashion Designs with Painted and Decorated Paper

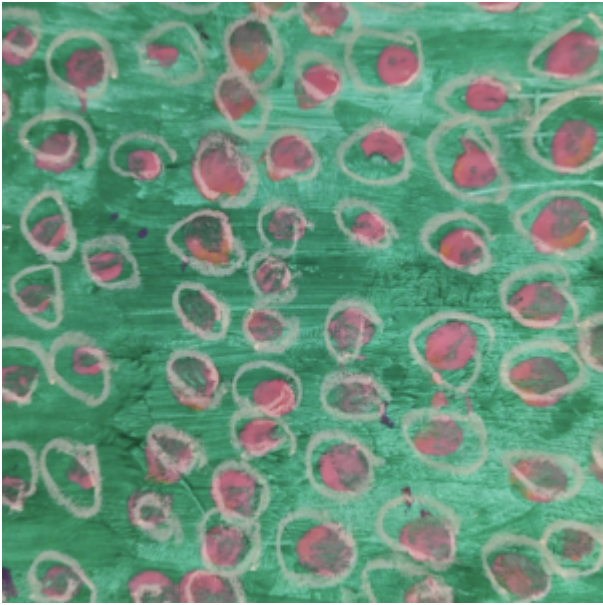
See This Resource Used In Schools...


















You May Also Like...

Pathway: Fashion Design



This is featured in the 'Fashion Design' pathway

Talking Points: Hormazd Narielwalla



Talking Points: Tatyana Antoun



Talking Points: Alice Fox



Talking Points: Pyer Moss




Talking Points: Rahul Mishra



Making Painted & Sewn Landscapes

**See This Resource Used
In Schools...**























You May Also Like...

Pathway: Cloth, thread, paint



[This is featured in the 'Cloth, Thread, Paint' pathway](#)


Talking Points: Frank Bowling



Talking Points: Hannah Rae



Talking Points: Alice Kettle



Using Sketchbooks to Make Visual Notes

See This Resource Used In Schools






















Making a Treehouse

You May Also Like...

Pathway: Stick Transformation project



[This is featured in the 'Stick Transformation Project' pathway](#)

Talking Points: treehouses



**Experimental
Making Tools**

Mark

**See This Resource Used
In Schools...**



You May Also Like...

Pathway: Expressive Painting



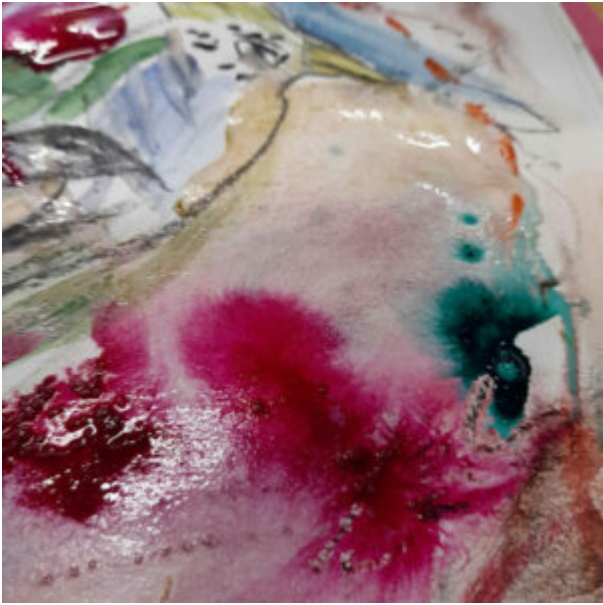
This is featured in the
'Expressive Painting' pathway

Mixed Media Landscape Challenges

See This Resource Used In Schools...













You May Also Like...

Pathway: Mixed Media Land and city scapes



[This is featured in the 'Mixed](#)

Media Land and City Scapes' pathway

Talking Points: Vanessa Gardiner



Talking Points: The Shoreditch Sketcher



Talking Points: Kittie Jones



A Visual Poetry Zine with Monotype

Use monoprint, paint and collage to create zines
inspired by poetry.

Print Foam – Making Relief Prints: Incised & Additive

**See This Resource Used
In Schools...**





You May Also Like...

Pathway: Simple Printmaking



[Featured in the 'Simple Printmaking' pathway](#)

Expressive Painting & Colour Mixing

What We Like About This Post: "I love that this activity introduces students to colour mixing in a fun and interactive way, steering away from the

more formal colour wheel and promoting a more intuitive way of colour mixing. The use of sketchbooks also gives students the opportunity to curate their work, nurturing the individuals creative decision making.' – Tobi, AccessArt

Osakana

Paint Your Corner Shop

See This Resource Used in Schools...



You May Also Like...

Pathway: Festival Feasts



[This is featured in the 'Festival Feasts' pathway](#)

Talking Points: Claes Oldenburg




Talking Points: Nicole Dyer



Talking Points: Lucia Hierro



Drawing source material: Food



Making Sculptural Birds


**See This Resource Used
In Schools...**













You May Also Like...

Pathway: Making Birds



[Featured in the 'Making Birds' pathway](#)


Talking Points: Inspired by Birds



Trace Monotype

You May Also Like...

Pathway: Exploring the world
through mono print



This is featured in the
'Exploring The World Through Mono
print' pathway

Talking Points: Xgaoc'o Xare



Video enabled monoprint resources



Light-field Monotype