

Splendour and Opulence Inspired by Klimt

By [Nichola Dalton](#)

In this activity, facilitated by Nichola Dalton at Glenwood Primary School in Belfast, learners explored, discussed, and responded to the painting '[Portrait of Adele Bloch-Bauer I](#)' by Gustav Klimt. They explored mark-making through lots of disciplinary processes, including painting, printing, drawing, and collage.

The activity was delivered to learners in Primary 7 in Northern Ireland, the equivalent of Year 6 in England; however, it could be adapted for younger children and those of varying ability by adding extra time for demonstrations and limiting the disciplinary processes involved.

This activity spanned three 45-minute sessions, culminating in a beautiful, large collaborative piece.

[Log in](#) as a member to access the resource below.



	Please log in here to access full content.
Username	<input type="text"/>
Password	<input type="password"/>
	<input type="button" value="Login"/> <input checked="" type="checkbox"/> Remember me
	Forgot Password

To access all content, I would like to join as...

An Individual



Creative practitioners, educators, teachers, parents, learners...

[From £3.50](#)

An Organisation...



Schools, Colleges, Arts Organisations: Single and Multi-Users
From £42

AccessArt is a UK Charity and we believe everyone has the right to be creative. AccessArt provides inspiration to help us all reach our creative potential.

What We Like About This Resource...

"We really love how Nichola devised and facilitated this activity, giving learners complete freedom whilst limiting certain elements

such as colour palette. This activity incorporates a journeyful approach, in which the experiments all come together to form a shared outcome, and celebrate every learners exploration, which we love!” – Tobi, AccessArt

You May Also Like...

visual notes



sculptural environments inspired by hockney



Multimedia Response to Yayoi Kusama



Dizzy Tins

You May Also Like...

Drawing Hands



Paint your corner shop



animating hands



redesigning food packaging



**Collaged Costume for
Cardboard Figures**

You May Also Like...

Speech Bubble Challenge



alternative fashion



making 2d and 3d fashion designs



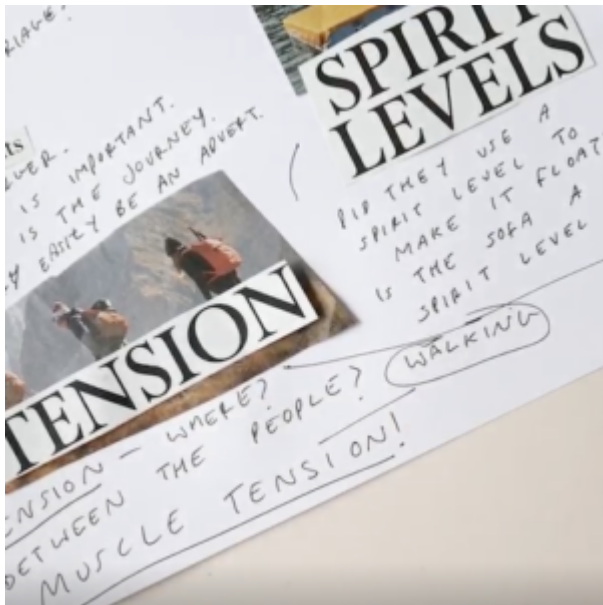
Speech Bubble Challenge

You May Also Like...

Collaged Costume for Cardboard Figures



Word and image: creating new narratives



Talking heads




Drawing With Two Hands

You May Also Like...

see three shapes



Feely Drawings



Ten minutes, five times a week



CPD recording: drawing with two hands



Transforming Letters

You May Also Like...

cut out typography



typography for children



drawing with scissors



CPD Recording: Transforming Letters



Talking With Your Hands

Co-Design in the Classroom

You May Also Like...

Our Creative Community: A pupil-led Project



Visual Arts Pedagogy



How I use my Sketchbook as a Painter, by Rachel Thompson

Word and Image: Creating New Narratives

You May Also Like...

Teenagers write in invented text



Teenagers write in invented text



Monoprint to explore poetry



3d Visual Maps



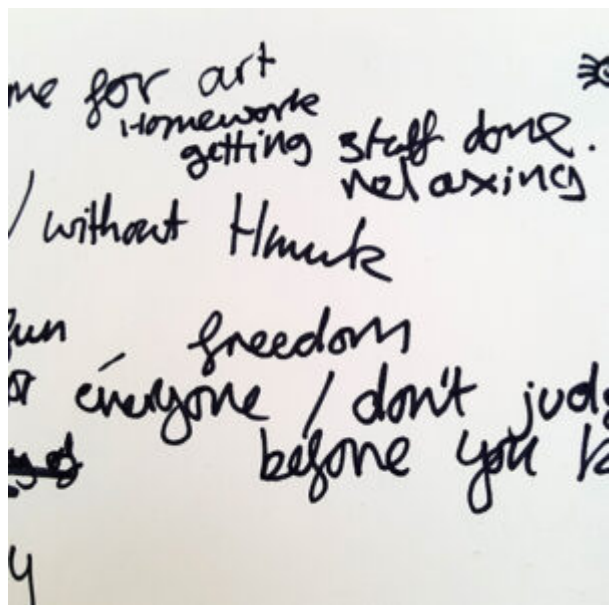
Glimpses and Folds: A Sketchbook Challenge

Making Tips & Tricks: Working with Tissue Paper & PVA Glue

Talking Heads

You May Also Like...

find your messages



Portrait Club



Adapting AccessArt: Faces and Stories



Exploring Macbeth Through Art: Macbeth Portraits




Adapting AccessArt: Sequence

and Story Building

You May Also Like...

3-panel drawing challenge

3.



Drawing Stories



**How I use my Sketchbook as an
Illustrator by Tobi Meuwissen**

**How I use my Sketchbook as a
Mixed Media Artist by Morag
Thomson Merriman**

**How I use my Sketchbook as a
Painter by Joe Gamble**

**Engaging Audiences Through
Transportation**

Making a Ruler Drawing (of a Bag)

What is a Sketchbook?