

# Insect Cubes

By [Jan Miller](#)

*Jan Miller is an Art and Design teacher with more than 25 years' experience working in formal education settings, currently teaching ages 4-15. In this resource, facilitated with Year 8, learners were challenged to create observational and expressive drawings of insects set inside resin cubes, focusing on scale and materials.*

*The activity consisted of two one-hour sessions in which learners first worked on a small scale to explore the potential of different materials before moving on to larger drawings using a spontaneous, bold, and expressive approach. The distortion of the insects within the cubes, combined with the unusual angles and shifts in scale, made them ideal subjects for expressive drawing.*

*This activity celebrates messy, experimental, and individual responses, guiding learners through an exploratory journey with materials towards the creation of a finished piece.*

[Log in](#) as a member below to access the resource.



---

	<b>Please log in here to access full content.</b>
Username	<input type="text"/>
Password	<input type="password"/>
	<input type="button" value="Login"/> <input checked="" type="checkbox"/> Remember me
	<a href="#">Forgot Password</a>

**To access all content, I would like to join as...**

**An Individual**



Creative practitioners, educators, teachers, parents, learners...

[From £3.50](#)

**An Organisation...**



Schools, Colleges, Arts Organisations: Single and Multi-Users  
**From £42**

*AccessArt is a UK Charity and we believe everyone has the right to be creative. AccessArt provides inspiration to help us all reach our creative potential.*

---

## **You May Also Like...**

**Drawing insects big**



**continuous line minibeasts**



**iridescent insects**



---

# Splendour and Opulence Inspired by Klimt

## What We Like About This Resource...

*“We really love how Nichola devised and facilitated this activity, giving learners complete freedom whilst limiting certain elements such as colour palette. This activity incorporates a journeyful approach, in which the experiments all come together to form a shared outcome, and celebrate every learners exploration, which we love!” – Tobi, AccessArt*

# You May Also Like...

visual notes



sculptural environments inspired by hockney



Multimedia Response to Yayoi Kusama



---

## **Dizzy Tins**

**You May Also Like...**

**Drawing Hands**



**Paint your corner shop**



**animating hands**



**redesigning food packaging**



---

# Collaged Costume for Cardboard Figures

You May Also Like...

Speech Bubble Challenge



**alternative fashion**




**making 2d and 3d fashion designs**



**See This Resource Used in Educational Settings...**









---

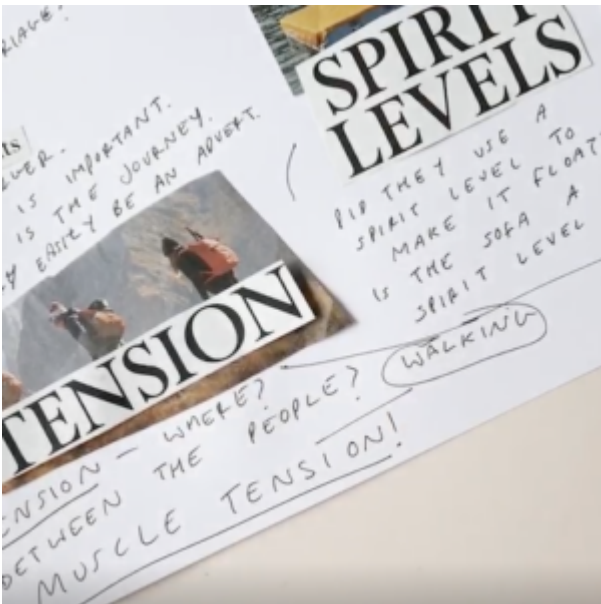
## Speech Bubble Challenge

You May Also Like...

Collaged Costume for Cardboard Figures



**Word and image: creating new narratives**



**Talking heads**



---

## Drawing With Two Hands

You May Also Like...

see three shapes



## Feely Drawings



**Ten minutes, five times a week**



**CPD recording: drawing with two hands**



---

## Transforming Letters

You May Also Like...

cut out typography



## typography for children



## drawing with scissors



## CPD Recording: Transforming Letters



---

## **Talking With Your Hands**

---

## **Co-Design in the Classroom**

## **You May Also Like...**

**Our Creative Community: A pupil-led Project**



## Visual Arts Pedagogy



---

**How I use my Sketchbook as a Painter, by Rachel Thompson**

---

# Word and Image: Creating New Narratives

## You May Also Like...

Teenagers write in invented text



Teenagers write in invented text



**Monoprint to explore poetry**



**3d Visual Maps**



---

# **Glimpses and Folds: A Sketchbook Challenge**

## **You May Also Like...**

**session recording: Glimpses and Folds – A sketchbook challenge**



---

## Making Tips & Tricks: Working with Tissue Paper & PVA Glue

---

### Talking Heads

### You May Also Like...

find your messages

me for art  
homework  
getting stuff done.  
relaxing  
/ without Hmmtz  
fun - freedom  
of everyone / don't judge  
before you know  
y

## Portrait Club



## Adapting AccessArt: Faces and Stories



## **Exploring Macbeth Through Art: Macbeth Portraits**



---


## **Adapting AccessArt: Sequence**

# and Story Building

## You May Also Like...

### 3-panel drawing challenge

3.



## Drawing Stories



---

**How I use my Sketchbook as an  
Illustrator by Tobi Meuwissen**

---

**How I use my Sketchbook as a  
Mixed Media Artist by Morag  
Thomson Merriman**

---

**How I use my Sketchbook as a  
Painter by Joe Gamble**

---

**Engaging Audiences Through  
Transportation**

---

# **Making a Ruler Drawing (of a Bag)**