

Modelling the Head in Clay

Part 3 – Skull

This is the third post in a series of posts we concentrated on creating a solid armature and clay foundation for our clay heads. In this post This post is the third in a series of posts following teenagers making a clay head over the course of a term with artist Melissa Pierce Murray. Here they concentrate on developing the shape of the cranium and forehead, the structure of the eye sockets, cheekbones, jaws and teeth.

Modelling the Head in Clay

Part 2 – Preparations

This post looks at two preparations for making a clay head: drawing to help us learn to see the form in the round, and taking measurements from life.

This is the second post in a series of resources showing how teenagers modelled a clay head over the course of a term.

Modelling the Head in Clay

Part 1 – Armature

Making a Steel or Wood Armature is the first in a series of f resources showing how teenagers modelled a clay head over the

course of a term.

Pimp That Snack! Large Scale Food Sculptures

Art educator Anne-Louise Quinton shares a process for making super sized food sculptures from everyday materials, inspired by the work of Claes Oldenburg. This is a fun and challenging sculpture project for Year Nine and above.

Messages From Creative Adults: Focussing on Art as a Career

Project 13

AccessArt Artist Rowan Briggs Smith shares her ideas and outcomes behind Project 13, and AccessArt Artist Mitch composes music to accompany the paintings.

Painting a Bluebell Forest in Cyan, Magenta and Process Yellow on a Large Scale

In this project young teenagers were given the opportunity to paint on a larger scale; to explore working big whilst immersing themselves in colour. We were all inspired by the spring!

Students transformed the room into a bluebell forest in cyan, magenta and process yellow Scolaquip acrylic paint. By Sheila Ceccarelli

Withy Butterflies

Art educator Anne-Louise Quinton shares a workshop for making a flock of large, withy butterflies, creating a colourful and dramatic artwork.

Inspired by Edgar Degas: Printmaking, Drawing & Sculpture at the Fitzwilliam

Museum Cambridge with AccessArt

Making Sculpture Inspired by Degas

This resource explores sculpture by French artist Edgar Degas (1834-1917) and shows how hands-on sculptural processes can be facilitated in a classroom. This resource was created in collaboration with AccessArt and the Fitzwilliam Museum, Cambridge.

How to Make Beautiful, Liquid Drawings Inspired by Degas

This resource looks at drawings by the French artist, Edgar Degas (1834-1917), and how to enable the production of beautiful, 'inky drawings' in the classroom. This resource was created in collaboration with AccessArt and the Fitzwilliam Museum, Cambridge.

Making Monotypes Inspired by Degas

This resource shares how Edgar Degas made his 'inky drawings,' or monotypes, and how the process of mono-printing can be further explored in the classroom – In collaboration with the Fitzwilliam Museum, Cambridge

Sculpture from Sculpture

Inspired by sculptures by Henry Moore, Barbara Hepworth and Jacob Epstein and looking at 'inside' and 'outside' shapes, students created their own constructions with help of artist Anne-Louise Quinton.

An Exploration of Artwork by Shepard Fairey

Screen Printing with Screen

Mesh: Screen Printing Hack

Find Your Message (To The World)

You May Also Like...

Pathway: Print & Activism



[This is featured in the 'Print & Activism' pathway](#)


Talking Points: Luba Lukova



Talking Points: Faith Ringgold



Talking Points: Kate DeCiccio



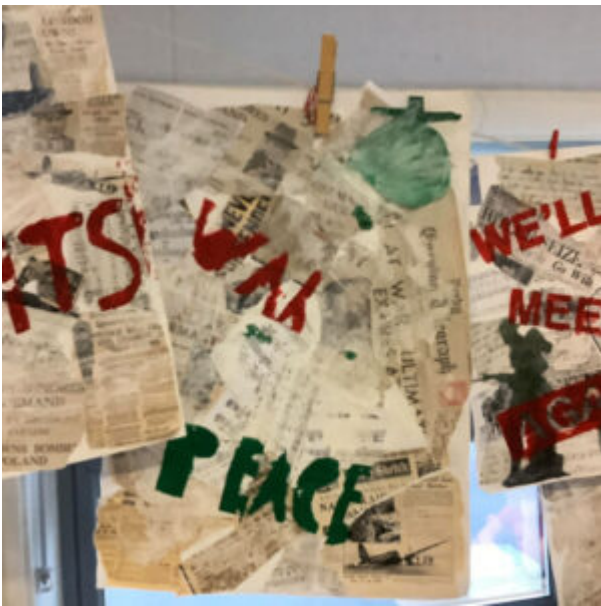
Talking Points: Shepard Fairey




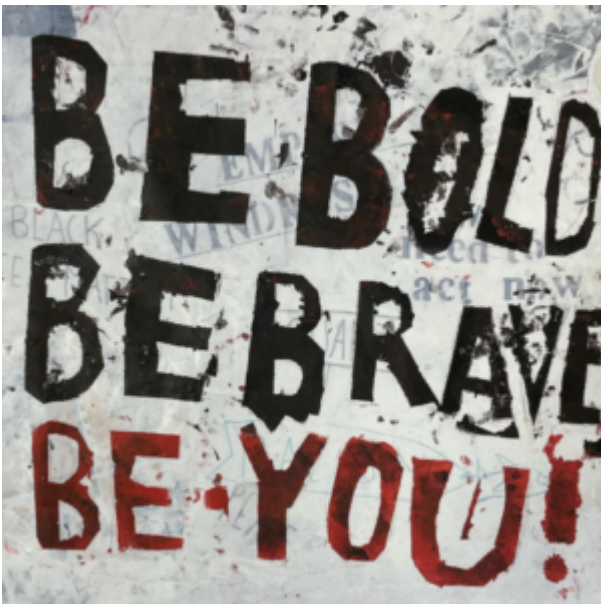
**Teenagers Make Propaganda Art
Inspired by Shepard Fairey**

See This Resource Used In Schools...
















You May Also Like...

Pathway: Print & Activism



[This is featured in the 'Print & Activism' pathway](#)


Talking Points: Luba Lukova



Talking Points: Faith Ringgold



Talking Points: Kate DeCiccio



Talking Points: Shepard Fairey



**Screen Prints Inspired by
Shepard Fairey**

From Bones and Body to Structure and Form – by Melissa Pierce Murray

Artist Melissa Pierce Murray worked with teenagers from AccessArt's Experimental Drawing Class on a series of workshops which physically explored drawing and sculptural responses to form, forces and anatomy.

To Construct...

You May Also Like...

**sensory spaces: an autism-friendly
project**



Talking Points: Linda BELL



Talking Points: Nnena Kalu

Installing Glasgow International Solo Show, 2018

