

# Graphite Sketches of Artist Retreats

By Paula Briggs



The incredible sunshine this weekend gave us a wonderful

opportunity to try to capture the chiaroscuro (light / dark) of the artist retreats at [Wysing Arts Centre](#).

This resource shares how students from the AccessArt Art Lab for ages 10, 11 and 12 grabbed drawing boards, Sellotape, water soluble graphite and brushes and went into the landscape to create wonderfully energetic sketches, in just over an hour. Starting with observation of basic perspective, and then a study of the darkest darks and lightest lights, we moved on to explore diverse mark making to ensure our sketches had character and a sense of place.

	<b>Please log in here to access full content.</b>	
Username	<input type="text"/>	
Password	<input type="password"/>	
	<input type="button" value="Login"/>	<input checked="" type="checkbox"/> Remember me
	<a href="#">Forgot Password</a>	

**To access all content, I would like to join as...**

**An Individual**





Creative practitioners, educators, teachers, parents, learners...

From £3.50

**An Organisation...**



Schools, Colleges, Arts Organisations: Single and Multi-Users  
**From £42**

*AccessArt is a UK Charity and we believe everyone has the right to be creative. AccessArt provides inspiration to help us all reach our creative potential.*

---

## You May Also Like...

**Pathway: Mixed Media Land and city scapes**



[This is featured in the 'Mixed Media Land and City Scapes' pathway](#)

**Talking Points: Vanessa Gardiner**



**Talking Points: The Shoreditch Sketcher**





## Talking Points: Kittie Jones



---


**Using Colour to Develop  
Gestural Drawing**

---

# Backwards Forwards Drawing Exercise

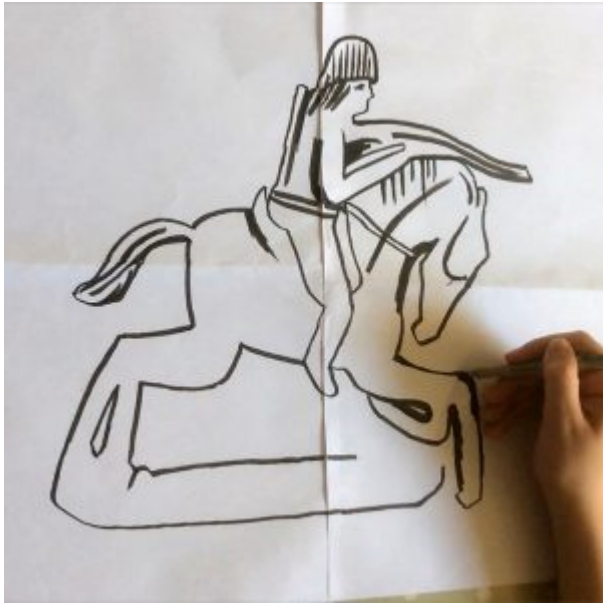
## You May Also Like...

Pathway: Exploring the world through mono print



[This is featured in the 'Exploring The World Through Mono print' pathway](#)

Drawing Large



**Drawing small**



---

## **The Anatomy of a Pencil**

**AccessArt has over 850 resources to help**



**develop and inspire your creative thinking, practice and teaching.**

**AccessArt welcomes artists, educators, teachers and parents both in the UK and overseas.**

**We believe everyone has the right to be creative and by working together and sharing ideas we can enable everyone to reach their creative potential.**

## **You May Also Like...**

**USING SKETCHBOOKS, DRAWING AND REFLECTIVE TOOLS IN THE 20TH CENTURY GALLERY**



**Beginner's Guide to Drawing Materials**



## **Drawing Insects with an H Pencil**



---

## **Animated Walk Cycle**

---

# Using Sketchbooks to Take Ownership of Ideas

---

## Be Inspired to Inspire

---

## “Heart-Work” an Arts and Wellbeing Project for Young People

Arts and Minds: Time to Introduce Ourselves – A Sculpture Challenge





## Arts and Minds: A 'Heart-Work' Conversation




## Arts and Minds: Asemic Writing and Invented Text



## Feeling Through Drawing



## **Drawing for Mindfulness**



## **Arts and Minds: Expressive Monoprinting on a Big Scale**




## **Constructing the World with Collage**




## **Building to the Limit**





**Manipulating Clay with Water**



---

**Landscape                      Painting:**  
**Expressive Mark Making**

---

# Quick Guide to Mixing Plaster

---

## Inky Objects with Melissa Pierce Murray

In this workshop I introduced the idea of thinking of the piece of paper as an object to shape, rather than a picture plane to fill.

---

## Questioning the Canvas

---

## Animating with Charcoal

---

## Decorative Eggs

A project based on Ukrainian Pysanky eggs using broken beads.

---

# **Landscape Painting: Plein Air Painting**

---

## **Drawing with Objects by Melissa Pierce Murray**

Teenagers explore ideas of placement with artist Melissa P Murray by arranging or assembling objects to make compositions or maquettes.

---

## **Making Elastic Band Sketchbooks with Pupils at Philip Southcote School**

---

## **Teenagers Paint a Canvas with**



# Scolaquip

---

## Landscape Painting: Colour in the Landscape

---

## Using Mobile Phones to Make Animated Films