

# Make a Model Stitched House

By [Andrea Butler](#)

This resource was developed to to celebrate the character and diversity of the many beautiful stitched houses we received as part of an [AccessArt participatory project](#) called the AccessArt Village. It's a simple way to build a collection of architectural models and allows for lots of different configurations and layouts.

The first step is to create a sewn image of your favourite building using any textile method that you like or by combining methods like [printing](#), painting or [fabric crayons](#) and then adding stitch or using [free stitching and fabric scraps](#) to create a textured drawing.



---

	Please log in here to access full content.
Username	<input type="text"/>
Password	<input type="password"/>
	<input type="button" value="Login"/> <input checked="" type="checkbox"/> Remember me
	<a href="#">Forgot Password</a>

To access all content, I would like to join as...

An Individual



Creative practitioners, educators, teachers, parents, learners...

From £3.50



## An Organisation...



Schools, Colleges, Arts Organisations: Single and Multi-Users  
From £42

*AccessArt is a UK Charity and we believe everyone has the right to be creative. AccessArt provides inspiration to help us all reach our creative potential.*

---

---

**50 Minutes Looking and**

# **Sketching Autumn Leaves**

With rich colours and shapes everywhere, a wonderful opportunity to use sketching to tune into this beautiful time of the year.

---

## **Teenagers Write A Letter, A Postcard, A Poem or A Narrative in Invented Text**

---

## **Ten Top Tips to Take Superb Pictures on Your Camera Phone by Ruth Purdy**

---

## **What is a Canvas? Exploration Activity**

---

**Time to Introduce Ourselves –  
Initial Sculpture!**

---

**Marbling for Surface Design  
by Ruth Purdy**

---

**Lights | Camera | Action | we  
all love glow-in-the-dark  
tape! By Sara Dudman**

---

**Collagraph, Collage and  
Stitch: Make a Image of Your  
Home on Fabric**

---

# The August Creative Challenge Gallery – Week Four

---

## Drawing with a Ruler

### You May Also Like...

Pathway: Exploring Form Through Drawing




[This is featured in the 'Exploring Form Through Drawing' pathway](#)

Pathway: Stick Transformation project




[This is featured in the 'Stick Transformation Project' pathway](#)

**The drawing journey**



**See Drawing Projects for Children for more Drawing Exercises**

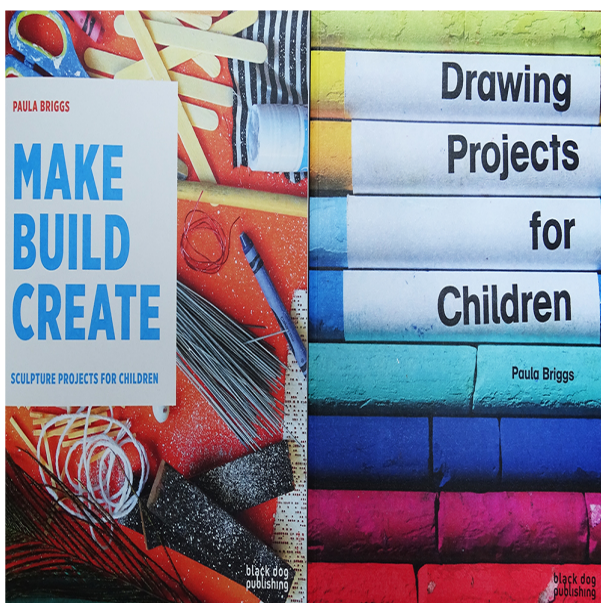


---

# Supersized Jewellery

## You May Also Like...

More Making and Drawing projects for children





---

# **Join Us for an August Creative Challenge!**

---

## **Tie Dye**

---

## **Draw your Home: Collage, Stitch and Fabric Crayons**

---

## **Block printing: Creating repeat patterns using letters with Andy McKenzie**

Teenagers from AccessArt's Experimental Drawing Class worked with artist Andy McKenzie to create repeat patterns of letters.

---

**Choosing, Mounting, Showing  
and Celebrating Art Work by  
Teenagers**

---

**Inspired by Christo: Mixed  
Media Drawings**

---

**Making Large Scale,  
Screenprinted, Collaged, Co-  
Created Campaign Posters!**

**You May Also Like...**

**Make, Build, Create: Sculpture Projects  
for Children by Paula Briggs**



[Published by Black Dog Books](#)

**#WHATDIDMYCHILDMAKE**



---

**Graffiti Floor – Teenagers**

# **Have a Silent Conversation with Pen and Mark**

As an adult, you must remember your teenage self and all the intensity with which life was felt?