

Make a Model Stitched House

By [Andrea Butler](#)

This resource was developed to to celebrate the character and diversity of the many beautiful stitched houses we received as part of an [AccessArt participatory project](#) called the AccessArt Village. It's a simple way to build a collection of architectural models and allows for lots of different configurations and layouts.

The first step is to create a sewn image of your favourite building using any textile method that you like or by combining methods like [printing](#), painting or [fabric crayons](#) and then adding stitch or using [free stitching and fabric scraps](#) to create a textured drawing.



	Please log in here to access full content.
Username	<input type="text"/>
Password	<input type="password"/>
	<input type="button" value="Login"/> <input checked="" type="checkbox"/> Remember me
	Forgot Password

To access all content, I would like to join as...

An Individual



Creative practitioners, educators, teachers, parents, learners...

From £3.50

An Organisation...



Schools, Colleges, Arts Organisations: Single and Multi-Users
From £42

AccessArt is a UK Charity and we believe everyone has the right to be creative. AccessArt provides inspiration to help us all reach our creative potential.

50 Minutes Looking and

Sketching Autumn Leaves

With rich colours and shapes everywhere, a wonderful opportunity to use sketching to tune into this beautiful time of the year.

Teenagers Write A Letter, A Postcard, A Poem or A Narrative in Invented Text

Ten Top Tips to Take Superb Pictures on Your Camera Phone by Ruth Purdy

What is a Canvas? Exploration Activity

**Time to Introduce Ourselves –
Initial Sculpture!**

**Marbling for Surface Design
by Ruth Purdy**

**Lights | Camera | Action | we
all love glow-in-the-dark
tape! By Sara Dudman**

**Collagraph, Collage and
Stitch: Make a Image of Your
Home on Fabric**

The August Creative Challenge Gallery – Week Four

Drawing with a Ruler

You May Also Like...

Pathway: Exploring Form Through Drawing




[This is featured in the 'Exploring Form Through Drawing' pathway](#)

Pathway: Stick Transformation project




[This is featured in the 'Stick Transformation Project' pathway](#)

The drawing journey



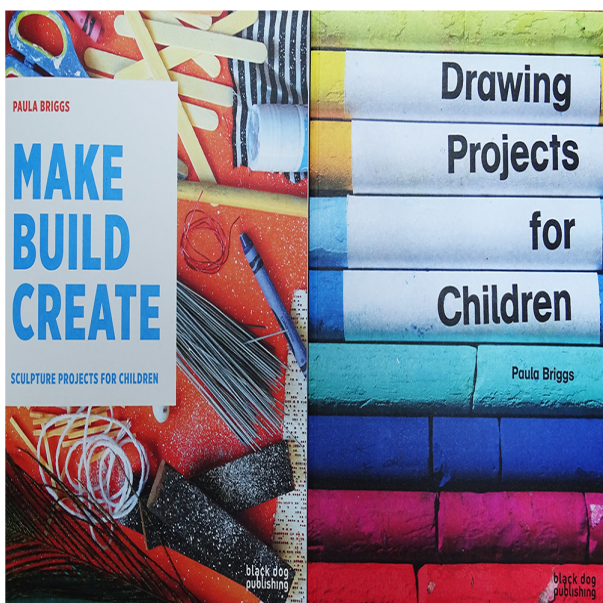
See Drawing Projects for Children for more Drawing Exercises



Supersized Jewellery

You May Also Like...

More Making and Drawing projects for children



Tie Dye

Draw your Home: Collage, Stitch and Fabric Crayons

Block printing: Creating repeat patterns using letters with Andy McKenzie

Teenagers from AccessArt's Experimental Drawing Class worked with artist Andy McKenzie to create repeat patterns of letters.

Choosing, Mounting, Showing and Celebrating Art Work by

Teenagers

**Inspired by Christo: Mixed
Media Drawings**

**Making Large Scale,
Screenprinted, Collaged, Co-
Created Campaign Posters!**

You May Also Like...

**Make, Build, Create: Sculpture Projects
for Children by Paula Briggs**



[Published by Black Dog Books](#)

#WHATDIDMYCHILDMAKE



Graffiti Floor – Teenagers

Have a Silent Conversation with Pen and Mark

As an adult, you must remember your teenage self and all the intensity with which life was felt?

**Drawing Space/Drawing in
Space**