

Paperback Figures: Collaged, Relief Sculptures

[By Andrea Butler](#)

I have been using second-hand books as creative material for artworks for a little while and recently I tried folding pages to make textured surfaces, enjoying the rhythm across the surface of the shaped paper, as well as the patterned and tonal effects of the print on the turned down pages.

The process created small sculptural pieces that I left on my studio shelf as a work in progress. Looking at them one day, I was struck by how like the forms were to the shapes of historical costume and I wondered what result I would get if I used the books as garments and collaged them onto figures.



	Please log in here to access full content.
Username	<input type="text"/>
Password	<input type="password"/>
	<input type="button" value="Login"/> <input checked="" type="checkbox"/> Remember me
	Forgot Password

To access all content, I would like to join as...

An Individual



Creative practitioners, educators, teachers, parents, learners...

From £3.50

An Organisation...



Schools, Colleges, Arts Organisations: Single and Multi-Users
From £42

AccessArt is a UK Charity and we believe everyone has the right to be creative. AccessArt provides inspiration to help us all reach our creative potential.

You May Also Like...

Visual Arts Planning Collections:
Cardboard and paper



Book art with Primary children



Making 2d & 3d Fashion Designs with Painted and Decorated Paper



3D Drawing with Paper: Texture – Surface – Structure

Artist Andrea Butler sets teenagers the challenge to create 3D forms from sheets of paper experimenting with structure and texture using manipulation techniques.

Bold Autumn Still Life

Teenagers engaged in creating bold still life drawings

Introduction to Life Drawing with Hester Berry

Paper Pigeon Project

Teenagers Improvise a Shadow Puppet Play

Enjoy following how the saga of a lion., a dog, a goat, a stegosaurus, and an 'animal fairy', told by Sophia and improvised by this creative 'Experimental Drawing' team

Cantus Arcticus (Concerto for Birds and Orchestra) Op.61: Images Inspired by Music


How to Make a Simple Origami Bird by Melanie Johns

Melanie Johns suggests using origami to transform old artwork. It's an exciting way of using less successful drawings or paintings on paper to produce a new creative outcome, in the form of a personalised paper sculpture.

'Birds in the Trees' by Pupils at Battyeford Primary School

You May Also Like...

[Visual Arts Planning Collections: Birds](#)



Drawing Feathers



Flat yet sculptural



In the Company of Birds

You May Also Like...

Visual Arts Planning Collections: Birds



swoop



Birds in trees



Articulated and Animated Drawings by Teenagers at AccessArt's Experimental Drawing Class

A simple project to teach how to make an articulated drawing with only very basic materials.

Illustrating 'The Jabberwocky'

In this resource, AccessArt contributor Eleanor Somerset, illustrates how she worked with a group of 7-10 year old

pupils and another of 10-15 year old budding artists, at the Little Art Studio in Sheffield, on a series of workshops to illustrate Lewis Carroll's The Jabberwocky.

Paint, Colour and Autobiographical Imagery

My House – A Cardboard Construction Project

These autobiographical architectural sculptures use corrugated cardboard, laid in strips on their side, to create sculptures designed to be peered in to!

Exploration of Watercolour in the Studio

After having studied watercolour paintings at the Fitzwilliam Museum Cambridge with AccessArt, teachers were invited to undertake their own exploration of working with watercolour, including colour mixing, paint techniques, and intention. This resource shares the processes and outcomes of the practical studio session.

Introduction to Watercolour

You May Also Like...

Pathway: Exploring Watercolour




[Featured in the 'Exploring Watercolour' pathway](#)

Pathway: Mixed Media Land and city scapes



[This is featured in the 'Mixed Media Land and City Scapes' pathway](#)

PAINTING THE STORM AT BOURN PRIMARY SCHOOL




Collection of Landscape Resources by Hester Berry



part 2: Exploration of Watercolour in the studio



Talking Points: Paul Klee



Exploring Watercolour at the Fitzwilliam Museum Cambridge with AccessArt

part 1: Introduction to Watercolour



The resource describes and demonstrates individual watercolour techniques, and then shows examples of these techniques in paintings from the Fitzwilliam Collection.

part 2: Exploration of Watercolour in the studio



After studying paintings from the collection at first hand and identifying how various marks within the paintings may have been made, teachers undertake their own exploration of working with watercolour.

The
Fitzwilliam
Museum
CAMBRIDGE



Supported using public funding by
**ARTS COUNCIL
ENGLAND**



Sculptural Birds in Flight by Teenage Makers

In this workshop teenagers played with sculptural ideas around building form and mass, tension and scale by combining materials from Scrap Stores.

Autobiographical Suitcase Pop-Up Gallery

This resource shares how 8, 9 and 10 year old children created a home for all of their sculptures and paintings in the form of a cardboard suitcase which doubled up as a pop-up gallery.

'Dawn Chorus' by Marcus Coates