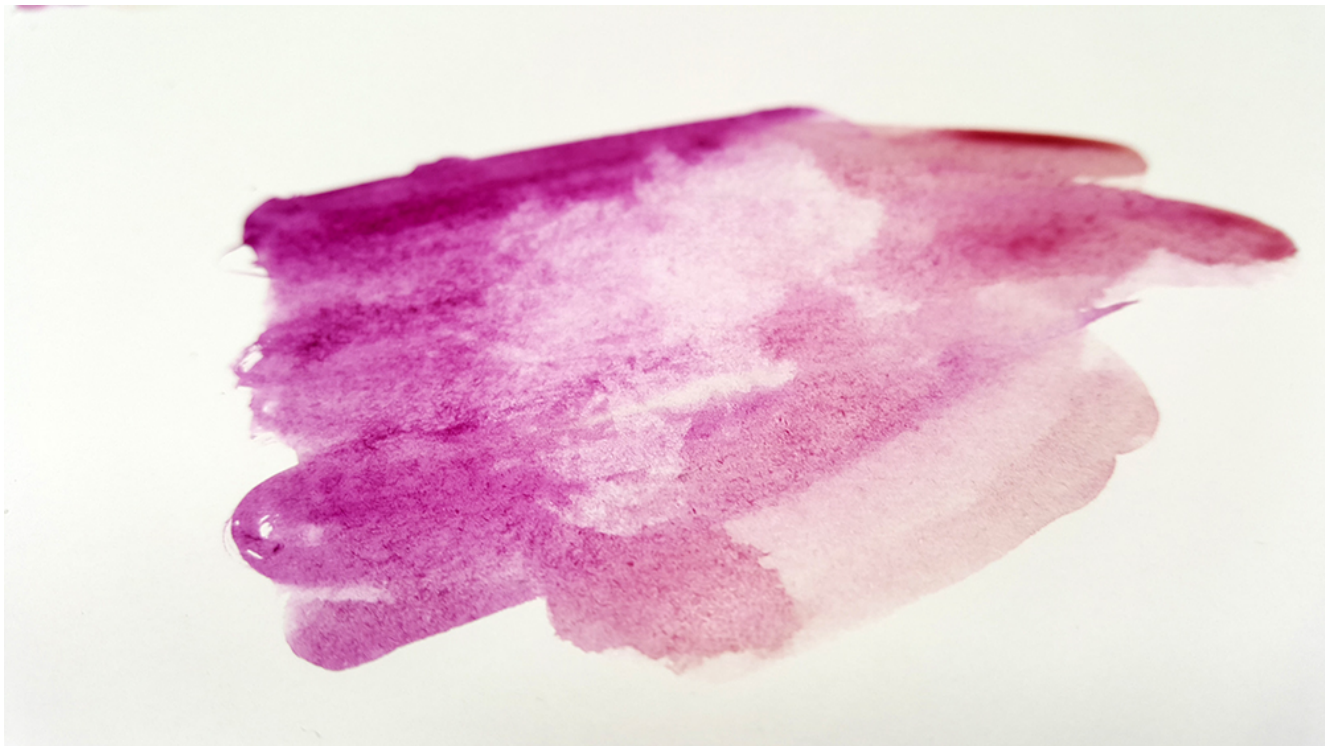


Introduction to Watercolour

This resource forms Part One of "[Exploring Watercolour at the Fitzwilliam Museum Cambridge with AccessArt](#)"

The resource describes and demonstrates individual watercolour techniques, and then shows examples of these techniques in paintings from the Fitzwilliam Collection. The images can be printed and used in the classroom, making this resource a useful tool for teachers to use either in their own professional development, or in a classroom context.



	Please log in here to access full content.	
Username	<input type="text"/>	
Password	<input type="password"/>	
	<input type="button" value="Login"/>	<input checked="" type="checkbox"/> Remember me
	Forgot Password	

To access all content, I would like to join as...

An Individual



Creative practitioners, educators, teachers, parents, learners...

From £3.50

An Organisation...



Schools, Colleges, Arts Organisations: Single and Multi-Users
From £42

AccessArt is a UK Charity and we believe everyone has the right to be creative. AccessArt provides inspiration to help us all reach our creative potential.

You May Also Like...

Pathway: Exploring Watercolour



[Featured in the 'Exploring Watercolour' pathway](#)

Pathway: Mixed Media Land and city scapes




[This is featured in the 'Mixed Media Land and City Scapes' pathway](#)

Collection of Landscape Resources by


Hester Berry



PAINTING THE STORM AT BOURN PRIMARY SCHOOL



Talking Points: Paul Klee



part 2: Exploration of Watercolour in the studio



Exploring Watercolour at the

Fitzwilliam Museum Cambridge with AccessArt

part 1: Introduction to Watercolour



The resource describes and demonstrates individual watercolour techniques, and then shows examples of these techniques in paintings from the Fitzwilliam Collection.

part 2: Exploration of Watercolour in the studio



After studying paintings from the collection at first hand and identifying how various marks within the paintings may have been made, teachers undertake their own exploration of working with watercolour.

The
Fitzwilliam
Museum
CAMBRIDGE



UNIVERSITY OF CAMBRIDGE
MUSEUMS
& BOTANIC GARDEN



Supported using public funding by
**ARTS COUNCIL
ENGLAND**



Sculptural Birds in Flight by Teenage Makers

In this workshop teenagers played with sculptural ideas around building form and mass, tension and scale by combining materials from Scrap Stores.

Autobiographical Suitcase Pop-Up Gallery

This resource shares how 8, 9 and 10 year old children created a home for all of their sculptures and paintings in the form of a cardboard suitcase which doubled up as a pop-up gallery.

‘Dawn Chorus’ by Marcus Coates

Priscilla the Puffin: Make a

Simple Bird Mobile

Nicola McGovern was one of the artists who generously donated an artwork to the AccessArt Share-a-Bird Project. She sent a mobile of a puffin and included a template so that the children who received her bird could have fun making a whole flock of puffins.

Colourful Sculptural Birds by Pupils at Donhead Preparatory School

See fabulous selection of birds by pupils from Donhead Preparatory School sent to AccessArt by Phillippa Dudgeon, Head of Art & DT.

Pattern and Collage: A Whole School Workshop at Monkfield Primary School

Transformation Cardboard and...

Project:

Artist Andrea Butler shows how to explore simple design and construction using cardboard and jewellery.

Making Sea Sculptures at Culford School, Suffolk

Artists Andrea Butler and Sheila Ceccarelli inspire year three pupils to invent their own sculptural sea creatures using simple wrapping and binding techniques with scrap store materials.

Making a Scarecrow Out of Moss

Make a Sketchbook, Ideas Book

or Travel Journal this Summer!

AccessArt's Experimental Drawing Class worked during their final session this term, on making their own books for summer ideas (and delightfully their parents joined in at the end of the session and made their own books too)


Teenagers Make Prompts to Overcome White Page Syndrome

Fabulously inspired teenagers at AccessArt's Experimental Drawing Class made prompts to help each other overcome the 'white page syndrome'.

Inspired by Joseph Cornell: Making a Decorative Aviary Box

See This Resource Used In

Schools...





Painting the Storm, at Bourn Primary Academy

Making a Collagraph Print by Suzie Mackenzie

Printmaking with Salvaged Sticky Back Aluminium Foil, Mixed Media and Cardboard

Rook – Transforming Materials

Here, artist Paula Briggs shares how she made a Rook for the AccessArt Share-a-Bird-Project

Wax Resist with Coloured Inks and Sgraffito on Foamboard

3D Drawing in a Frame