

Shoe La-la Project by Lala Thorpe

A 40 Artist Educator Resource:
Be Inspired by Lala Thorpe



Fancy high heels

Artist Educator Lala Thorpe shares her workshop process for

making exciting shoe sculpture from clay.

This project was shared with AccessArt as part of the [40 Artist Educator Project](#), funded by Arts Council England, aiming to highlight and celebrate artist-led teaching and facilitation.

SHOE La-la: A Shoe Sculpture Project by Lala Thorpe

[Artescape](#) is an independent art programme for children aged 6-11yrs based in Islington, North London. The workshops are run on a Saturday from a purpose built studio based in a local school. I have been Director and lead teacher for the past 10 years and deliver a broad range of workshops, both topic and skills based. Every 10 week term we usually make a gallery visit as part of our focus and many parents enjoy this experience too! The Shoe project is part of a Fashion and Art topic which I ran with the 8-11 year olds, which included visiting the fabulously theatrical show of John Paul Gaultier's creations at the [Barbican](#) earlier this year.

I started this project as part of an exploration into fashion and different ways to access materials as an artistic process as well making observational work about the things we wear. We used clay as it's a very popular medium with the children, this focused them on 3d modeling skills.

	Please log in here to access full content.	
Username	<input type="text"/>	
Password	<input type="password"/>	
	<input type="button" value="Login"/>	<input checked="" type="checkbox"/> Remember me
	Forgot Password	

To access all content, I would like to join as...

An Individual



Creative practitioners, educators, teachers, parents, learners...

From £3.50

An Organisation...



Schools, Colleges, Arts Organisations: Single and Multi-Users
From £42

AccessArt is a UK Charity and we believe everyone has the right to be creative. AccessArt provides inspiration to help us all reach our creative potential.

Sketching from a Source and Using Photocopies to Develop

a Sketchbook Approach

Making Sensory Drawings by Gillian Adair McFarland


You May Also Like...

Pathway: Exploring pattern



[This is featured in the 'Exploring Pattern' pathway](#)

Talking points: Shaheen Ahmed



talking points: Louise Despont



**The Cardboard Project by
Andee Collard**

You May Also Like...

**Visual Arts Planning Collections:
Cardboard and paper**



CARDBOARD ENGINEERING CHALLENGE



Page to Panel – How to Make Manga by Irina Richards

Creating Decorative Designs From Birds: Mark Making, Texture and Pattern by Andrea Butler

You May Also Like...

Pathway: Making Birds



[Featured in the 'Making Birds Pathway'](#)

Talking Points: Inspired by Birds



**Making Big Monotypes with
Sheila Ceccarelli**

**Working WITH and IN the
Landscape by Frances Hatch**

See This Resource Used In Schools...





You May Also Like...

Pathway: using natural materials to make images



[This is featured in the 'Using Natural Materials to Make Images' pathway](#)

Talking Points: Frances Hatch




Talking Points: Anna Atkins



Talking Points: What is a cyanotype



Talking Points: Artists as explorers and collectors



Sketchbooks: Drawing Someone Drawing Something

Drypoint Etching

You May Also Like...

**Visual Arts Planning Collections:
Portraits**



kitchen lithography



video enabled printmaking resources



How to Cast – Simple, Two Piece Casting Using Clay & Plaster

Drawing Hands

You May Also Like...

Pathway: Exploring Form Through Drawing

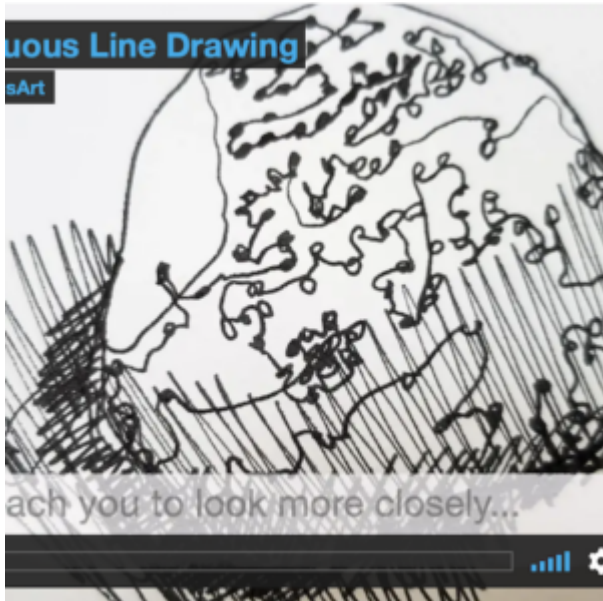


[This is featured in the 'Exploring Form Through Drawing' pathway](#)

Drawing Like a Caveman – Handprint Art



Continuous Line Drawings



Making a Monogram

Ann Bridges – Poetry and Printmaking

You May Also Like...

Visual Arts Planning Collections:
Literacy



A Visual Poetry Zine with Monotype



session recording: Drawing and Poetry



Art for the Square with Susie Olczak for Futurecity

Casting a Negative Space in Plaster with Sculptor Rachel Wooller

Teenagers Work on an Art Project for the Community

Teenagers work to a brief to create Two Mannequins for 'Friends at Mitcham's Corner' Project.

In-Depth Drawing Experience for Teenagers by Betsy Dadd

VIVID Young Creatives: Hannah Webb and Anne Struebel at Witchford Village College

Inspired by Miro – Collage, Automatic Drawing, & Sculpture

You May Also Like...

**Visual Arts Planning Collections:
Cardboard and paper**



CARDBOARD ENGINEERING CHALLENGE



AN INTRODUCTION TO SCULPTURE

