


The Cardboard Project by Andee Collard

A 40 Artist Educator Resource:
Be Inspired by Andee Collard



Andee Collard's brief: 'Make a cardboard structure to hold at least a 1KG weight'

Artist and teacher Andee Collard sets a challenge to his D&T students, at [Welling School](#), to make a cardboard structure to hold a 1KG weight.

This project was shared with AccessArt as part of the [40 Artist Educator Project](#), funded by Arts Council England, aiming to highlight and celebrate artist-led teaching and facilitation.

The Cardboard Project

I have always been up for a challenge, but when I saw DT on my timetable this year I was concerned that I'd end up with a class working from the same eons old bird feeder design. Lucky I was given permission to do a project of my own devising. I wanted to do something that required minimal resources but had hooks into some of the key tenets of design.

At my school various projects have taken place over the years that wouldn't have been possible without cardboard. Cardboard is an incredible material and I regularly have to stop myself from eulogising how wonderful it is. Projects that we have completed in cardboard range from tiny maquettes to installations to a life sized elephant. Cardboard is free (if you raid the canteen bins) ubiquitous and very malleable. It's become a cliché to state that a child's best toy is a cardboard box, but I think it genuinely does present opportunities to be inventive.

	Please log in here to access full content.	
Username	<input type="text"/>	
Password	<input type="password"/>	
	<input type="button" value="Login"/>	<input checked="" type="checkbox"/> Remember me
	Forgot Password	

To access all content, I would like to join as...

An Individual



Creative practitioners, educators, teachers, parents, learners...

From £3.50

An Organisation...



Schools, Colleges, Arts Organisations: Single and Multi-Users
From £42

AccessArt is a UK Charity and we believe everyone has the right to be creative. AccessArt provides inspiration to help us all reach our creative potential.

You May Also Like...

**Visual Arts Planning Collections:
Cardboard and paper**



CARDBOARD ENGINEERING CHALLENGE



**Page to Panel – How to Make
Manga by Irina Richards**

Creating Decorative Designs From Birds: Mark Making, Texture and Pattern by Andrea Butler

You May Also Like...

Pathway: Making Birds



[Featured in the 'Making Birds Pathway'](#)

Talking Points: Inspired by Birds



**Making Big Monotypes with
Sheila Ceccarelli**

**Working WITH and IN the
Landscape by Frances Hatch**

**See This Resource Used In
Schools...**





You May Also Like...

Pathway: using natural materials to make images




[This is featured in the 'Using Natural Materials to Make Images' pathway](#)

Talking Points: Frances Hatch




Talking Points: Anna Atkins



Talking Points: What is a cyanotype



Talking Points: Artists as explorers and collectors



Sketchbooks: Drawing Someone

Drawing Something

Drypoint Etching

You May Also Like...

Visual Arts Planning Collections:
Portraits



kitchen lithography



video enabled printmaking resources



**How to Cast – Simple, Two
Piece Casting Using Clay &**

Plaster

Drawing Hands


You May Also Like...

Pathway: Exploring Form Through Drawing

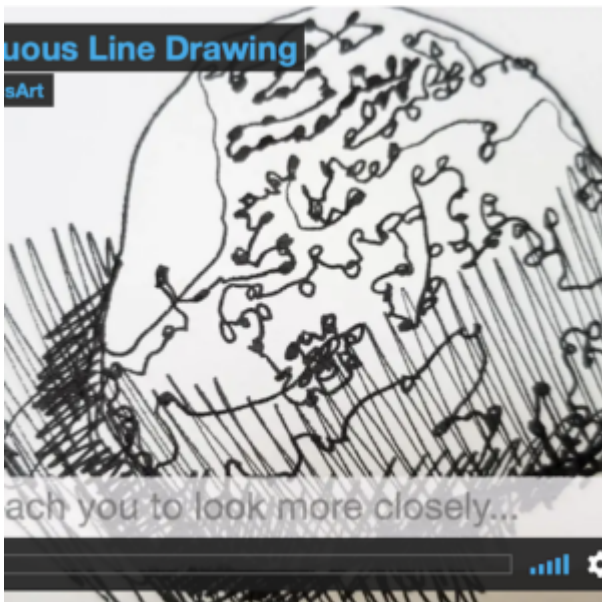


[This is featured in the 'Exploring Form Through Drawing' pathway](#)

Drawing Like a Caveman – Handprint Art



Continuous Line Drawings



Making a Monogram

Ann Bridges – Poetry and Printmaking

You May Also Like...

Visual Arts Planning Collections:
Literacy



A Visual Poetry Zine with Monotype

Casting a Negative Space in Plaster with Sculptor Rachel Wooller

Teenagers Work on an Art Project for the Community

Teenagers work to a brief to create Two Mannequins for 'Friends at Mitcham's Corner' Project.

In-Depth Drawing Experience for Teenagers by Betsy Dadd

VIVID Young Creatives: Hannah

Webb and Anne Struebel at Witchford Village College

**Inspired by Miro – Collage,
Automatic Drawing, &
Sculpture**

You May Also Like...

**Visual Arts Planning Collections:
Cardboard and paper**



CARDBOARD ENGINEERING CHALLENGE



AN INTRODUCTION TO SCULPTURE




**Anne Harild at Chesterton
Community College, Cambridge**

VIVID Young Creatives: Susie Olczak at Swavesey Village College, Cambs


VIVID Young Creatives – 40 Artist Educator Evaluation Project

As part of the evaluation of the ACE funded, [40 Artist Educator resources](#), AccessArt has joined forces with Cambridge School of Art at Anglia Ruskin University to bring a workshop programme of visiting visual artists or ‘creative practitioners’ into four Cambridgeshire schools.

VIVID Young Creatives set out to give year eight students the opportunity to meet and work with a practicing visual artist in a workshop session. AccessArt and VIVID aimed to use the workshops as a springboard for opening debate around approaches to facilitating creative opportunities for young people and broadening the ambition of projects and opportunities within the school curriculum.



5 artist educators worked in four schools in Cambridgeshire: Susie Olczak, Anne Harild, Betsy Dadd, and Hannah Webb & Anne Streubel. Please enjoy, share and comment on the resources below.



[Anne Harild at Chesterton Community College, Cambridge](#)



Susie Olczak at Swavesey Village College, Cambs



Betsy Dadd at St Bede's Inter-Church School, Cambridge



Hannah Webb and Anne Struebel at Witchford Village College

Many thanks to Hannah Kennard and students of [Swavesey Village](#)

[College](#), Cambridgeshire,

Morgain Williams, Sian Kirkby and students of [Chesterton Community College](#), Cambridge,

Keith McPherson and students at [Witchord Village College](#), Cambridgeshire and

Katherine Woodard, Teresa Pollard and students at [St Bede's Inter-Church School](#), Cambridge for participating in the project.

"We were nervous when we started (the workshop) but we got into drawing as we experimented with drawing. Then we started to create a master piece and were very happy with our sculpture!"

"Thank you so much for all your hard work and the resulting dynamic workshop. The students were delighted and really appreciated the opportunity to meet a real artist and produce exciting and original artwork. The range of materials was particularly fabulous! It was also lovely to have so many artists in one room for once and a chance to show off what we are all capable of. Perfect!"

"What a fantastic opportunity for our students to meet and work with a practicing artist. I feel students got so much out of being able to work on a large scale with materials we don't normally use. The iPads really helped students to document their work and make the wonderful animations. I am really proud of the way students were so open to these new ways of working and know they all really enjoyed it!"

"Many thanks for sharing the post about the workshop, it is really good and our senior management are very impressed with the whole initiative. The students and staff enjoyed the experience and to have a whole day of creative work is a real treat. Thank you for all your hard work and support in creating such an opportunity it has given the students ideas

and a flying start to their GCSE courses starting in September.”

Participating young creatives showed their work and were celebrated with AccessArt, Chris Owen, head of Cambridge School of Art, teachers and collaborating artists in the prestigious [Ruskin Gallery at Cambridge School of Art at Anglia Ruskin University](#) in July 2014.

Many thanks to **Loren McCarthy** for documenting all the sessions and editing the images for the subsequent AccessArt posts and the event in the Ruskin Gallery on the 17th July.

The project is supported by **VIVID (Value Increase by Visual Design)** a “2 Seas” cross-border cooperation programme co-funded by the European Regional Development Fund.

Thank you also to **Katherine Von Glos** for her help and support behind the scenes and making this project possible and **Chris Owen**, head of Cambridge School of Art for wanting to offer Cambridgeshire students a positive experience in the visual arts while they were still at school.

Many thanks to [Creative Front](#) and [Cambridge School of Art at Anglia Ruskin University](#) for hosting this event.

Many thanks to Elizabeth Emerson and her colleagues at Olswang LLP for their generous support and help making this project happen.





Anglia Ruskin University

Cambridge Chelmsford Peterborough

Cambridge School^{of}Art



**VALUE
INCREASE BY
VISUAL
DESIGN**



'Investing in your Future'

Cross-border cooperation program 2007 – 2013

Co-funded by the European Union (European Regional Development Fund)

**CREATIVE
FRONT
CAMBRIDGESHIRE**

OLSWANG