

Sketching from a Source and Using Photocopies to Develop a Sketchbook Approach

Sheila Ceccarelli led two sketchbook sessions to encourage teenagers from AccessArt's Experimental Drawing Class to develop a 'sketchbook approach'. In the first week teenagers practiced sketching from a source (the river and trees) and then in the second worked in the studio using photocopies (of the river and tree drawings) to create abstracted collages.



The session was led at twilight - photo by Adam

	Please log in here to access full content.	
Username	<input type="text"/>	
Password	<input type="password"/>	
	<input type="button" value="Login"/>	<input checked="" type="checkbox"/> Remember me
	Forgot Password	

To access all content, I would like to join as...

An Individual



Creative practitioners, educators, teachers, parents, learners...

From £3.50

An Organisation...



Schools, Colleges, Arts Organisations: Single and Multi-Users
From £42

AccessArt is a UK Charity and we believe everyone has the right to be creative. AccessArt provides inspiration to help us all reach our creative potential.

Making Sensory Drawings by Gillian Adair McFarland

You May Also Like...

Pathway: Exploring pattern



[This is featured in the 'Exploring Pattern' pathway](#)

Talking points: Shaheen Ahmed



talking points: Louise Despont



**The Cardboard Project by
Andee Collard**

You May Also Like....

**Visual Arts Planning Collections:
Cardboard and paper**



CARDBOARD ENGINEERING CHALLENGE



**Page to Panel – How to Make
Manga by Irina Richards**

Creating Decorative Designs From Birds: Mark Making, Texture and Pattern by Andrea Butler

You May Also Like...

Pathway: Making Birds



[Featured in the 'Making Birds Pathway'](#)

Talking Points: Inspired by Birds



**Making Big Monotypes with
Sheila Ceccarelli**

**Working WITH and IN the
Landscape by Frances Hatch**

**See This Resource Used In
Schools...**





You May Also Like...

Pathway: using natural materials to make images




This is featured in the 'Using Natural Materials to Make Images' pathway

Talking Points: Frances Hatch




Talking Points: Anna Atkins



Talking Points: What is a cyanotype



Talking Points: Artists as explorers and collectors



Sketchbooks: Drawing Someone

Drawing Something

Drypoint Etching

You May Also Like...

Visual Arts Planning Collections:
Portraits



kitchen lithography



video enabled printmaking resources



**How to Cast – Simple, Two
Piece Casting Using Clay &**

Plaster

Drawing Hands

You May Also Like...

Pathway: Exploring Form Through Drawing

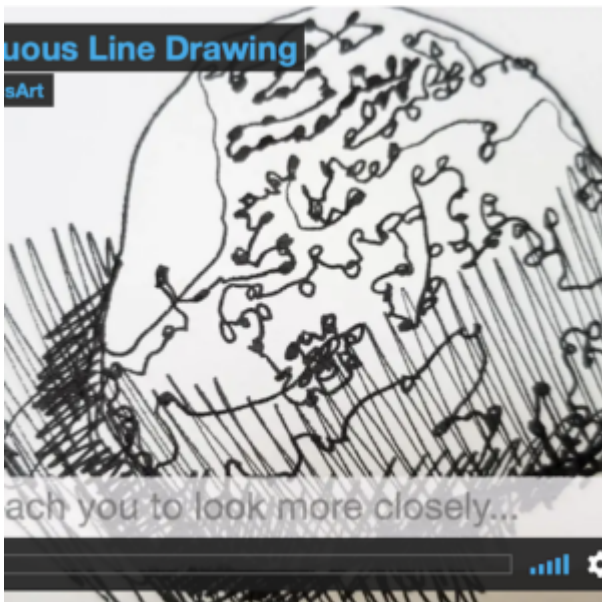


[This is featured in the 'Exploring Form Through Drawing' pathway](#)

Drawing Like a Caveman – Handprint Art



Continuous Line Drawings



Making a Monogram

Ann Bridges – Poetry and Printmaking

You May Also Like...

Visual Arts Planning Collections:
Literacy



A Visual Poetry Zine with Monotype



session recording: Drawing and Poetry



**Art for the Square with Susie
Olczak for Futurecity**

Casting a Negative Space in Plaster with Sculptor Rachel Wooller

Teenagers Work on an Art Project for the Community

Teenagers work to a brief to create Two Mannequins for 'Friends at Mitcham's Corner' Project.

In-Depth Drawing Experience for Teenagers by Betsy Dadd

VIVID Young Creatives: Hannah

Webb and Anne Struebel at Witchford Village College

**Inspired by Miro – Collage,
Automatic Drawing, &
Sculpture**

You May Also Like...

**Visual Arts Planning Collections:
Cardboard and paper**



CARDBOARD ENGINEERING CHALLENGE



AN INTRODUCTION TO SCULPTURE



**Anne Harild at Chesterton
Community College, Cambridge**