


Withy Sculptures

Withy Sculptures by Paula Briggs and Sheila Ceccarelli from AccessArt.

Traditionally used for basket weaving and garden sculpture, withies, or willow sticks, are a versatile construction material, ideal for building sculpture.



Withie bird made out of withies and wire by Giorgio Ceccarelli

They are a perfect material for exploring sculptural form and 'drawing in space'. They are light and pliable and the perfect medium for building large scale hanging sculptures and ideal for working with themes surrounding birds, mythical creatures and flying machines.

	Please log in here to access full content.	
Username	<input type="text"/>	<input type="text"/>
Password	<input type="password"/>	<input type="password"/>
	<input type="button" value="Login"/>	<input checked="" type="checkbox"/> Remember me

	Forgot Password
--	---------------------------------

To access all content, I would like to join as...

An Individual



Creative practitioners, educators, teachers, parents, learners...

From £3.50

An Organisation...




Schools, Colleges, Arts Organisations: Single and Multi-Users
From £42

AccessArt is a UK Charity and we believe everyone has the right to be creative. AccessArt provides inspiration to help us all reach our creative potential.

Making a Carnival Mask

Making Insect Sculptures

See This Resource Used In
Schools...





Making a Festival Feast from Modroc

Making a sculptural feast out of mod roc and other materials.
[Full AccessArt Members Only](#)

Making a Marionette

You May Also Like...


Visual Arts Planning Collections: Toys, puppets, dolls



Pop up puppets



animating puppets



How to Make Charm Bracelets

Kinetic Mobile Sculpture Workshop with Laura Kohler

Making a Blind Contour Drawing

Making Modroc Sculpture

Making sculptural pets from modroc.

Drawing with Tape on Walls with Rebecca Hoyes

Drawing with a difference! Using tape to make a drawing on a wall – a great social project. [Full AccessArt Members Only](#)

Making Paper Bowls with Lisa Smith

Making paper bowls from coiled newspaper – easy and very effective – ideal for children and families. [Full AccessArt Members Only](#)

Acrylic Painting: ‘Food, Glorious Food’

Inspired by food – simple still lifes in acrylic.

Gestural Mark Making with Acrylic Paint

Exploring mark making in acrylic paint using variety of tools. This workshop also incorporates drawing and collage and is suitable for even very young children.

Drawing Faces: Introducing Chalk and Compressed Charcoal

Create a pile of portrait studies and experiment with working quickly and rhythmically with chalk and compressed charcoal.

[Full AccessArt Members Only](#)

Tool Tips: How to Use a Drill

Tool Tips: How to Use a Hammer and Nail

Tool Tips: Using a glue gun

Tool Tips: Measuring before

Cutting

Tool Tips: Using sandpaper

Tool Tips: How to Use a Saw

Choosing and using the right saw for the right job