

# Collecting Colour

By [Rachel Parker](#)

In this final post in the '[Exciting Colour](#)' series, surface pattern designer Rachel Parker demonstrates how she creates her colour moodboards out of cuttings from magazines. See her decision process in action and find out how you can become a colour collector by making your own colour moodboard in sketchbooks. Become a [member](#) to access the full video below.

---

	<b>Please log in here to access full content.</b>	
Username	<input type="text"/>	
Password	<input type="password"/>	
	<input type="button" value="Login"/>	<input checked="" type="checkbox"/> Remember me
	<a href="#">Forgot Password</a>	

**To access all content, I would like to join as...**

**An Individual**



Creative practitioners, educators, teachers, parents, learners...

From £3.50

**An Organisation...**



Schools, Colleges, Arts Organisations: Single and Multi-Users  
From £42

*AccessArt is a UK Charity and we believe everyone has the right to be creative. AccessArt provides inspiration to help us all reach our creative potential.*

---

## What We Like About This Resource...

*"It's great to see how a simple exercise such as colour collecting, which can be done in a classroom setting, is also used in a professional*

*capacity. This gives the activity a clear context and purpose. It's nice to see Rachel's decisions being made in real time, it demonstrates how artists are constantly reflecting on and self evaluating their own decisions. Rachel also shows us that she sometimes gets colour palettes from photos that she's taken herself, this is really exciting because it demonstrates how the artists experience is central to their work. Students will be able to bring their own experience and personality to this activity by having complete control over what their colour moodboard becomes."*

– Tobi, AccessArt

## See This Resource Is Used in Schools...







# You Might Also Like...

## Pathway: Brave Colour



## Exciting Colour



## Make Repeat Patterns



**Which Artists: Rachel Parker**



---

**How Colour Collection  
Inspires My Work**



# What We Like About This Resource...

*“Rachel’s work is so vibrant and full of joy, it’s really exciting to see how she starts to form creative ideas around colour. Rachel highlights the importance of colour trends but also gives herself the opportunity to create her own trends which adds a level of playfulness and personality to her colour exploration. Seeing her colour books translate into fabric demonstrates a real clarity in her decision making process.” – Tobi, AccessArt.*

## You Might Also Like...

**Pathway: Brave Colour**



**Exciting Colour**





**Make Repeat Patterns**



**Which Artists: Rachel Parker**



---

# Escaping Wars and Waves – Encounters with Syrian Refugees

## What We Like About This Resource...

*'This resource really demonstrates how art can successfully bring awareness to important humanitarian issues, promote inclusivity and can give a platform to those who otherwise wouldn't be heard. The links between text, photos and drawings are really strong and demonstrate the creative process used by Olivier from start to finish. I*

*really like the inclusion of suggestions for students within the post, which encourage students to learn more about their community and to understand the experience of being displaced. This in turn will hopefully inspire the next generation to be part of an inclusive and empathetic society.'* – Tobi, AccessArt

---

## **Sculptural Environments Inspired by Hockney**

**See This Resource Used In  
Schools...**









---

**Making 2d & 3d Fashion  
Designs with Painted and  
Decorated Paper**

**See This Resource Used In  
Schools...**

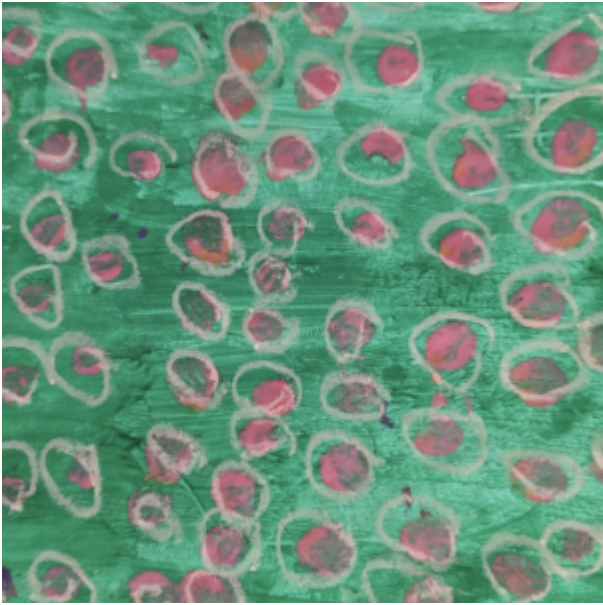























# You May Also Like...

## Pathway: Fashion Design



[This is featured in the 'Fashion Design' pathway](#)


## Talking Points: Hormazd Narielwalla



## Talking Points: Tatyana Antoun



## Talking Points: Alice Fox



## Talking Points: Pyer Moss



## Talking Points: Rahul Mishra




---

## Making Painted & Sewn Landscapes



# See This Resource Used In Schools...
































## You May Also Like...

Pathway: Cloth, thread, paint



[This is featured in the 'Cloth, Thread, Paint' pathway](#)


Talking Points: Frank Bowling



## Talking Points: Hannah Rae



## Talking Points: Alice Kettle



---

**Using Sketchbooks to Make  
Visual Notes**

**See This Resource Used In  
Schools**






























---

## Making a Treehouse

## You May Also Like...

Pathway: Stick Transformation project



[This is featured in the 'Stick Transformation Project' pathway](#)

**Talking Points: treehouses**



---

# Experimental Mark Making Tools

See This Resource Used In Schools...





## You May Also Like...

**Pathway: Expressive Painting**



**This is featured in the 'Expressive Painting' pathway**

---

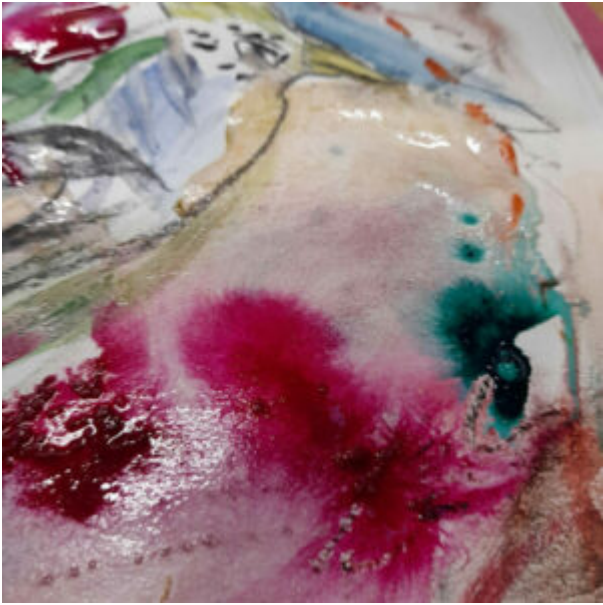


# Mixed Media Landscape Challenges

See This Resource Used In Schools...

















## You May Also Like...

**Pathway: Mixed Media Land and city scapes**



[This is featured in the 'Mixed Media Land and City Scapes' pathway](#)

**Talking Points: Vanessa Gardiner**



## Talking Points: The Shoreditch Sketcher



## Talking Points: Kittie Jones





---

## **A Visual Poetry Zine with Monotype**

Use monoprint, paint and collage to create zines inspired by poetry.

---

## **Print Foam – Making Relief Prints: Incised & Additive**

**See This Resource Used In**

# Schools...





## You May Also Like...

**Pathway: Simple Printmaking**



[Featured in the 'Simple Printmaking' pathway](#)

---




# Osakana

---

## Trace Monotype

### You May Also Like...

**Pathway: Exploring the world through mono print**



[This is featured in the 'Exploring The World Through Mono print' pathway](#)

**Talking Points: Xgaoc'o Xare**



**Video enabled monoprint resources**



---

**Light-field Monotype**

---

**Light-field Monotype with  
Acrylic Paint**

---

**Dark-Field Monotype: Masking**

---

**Dark-field Monotype**


---

**Cut Out Typography**

**See This Resource Used In  
Schools...**













# You May Also Like...

## Pathway: Typography and Maps



[This is featured in the 'Typography and Maps' pathway](#)

## Talking Points: What is typography?



## Talking Points: Louise Fili



---

**Screen Printing In The Classroom**

**See the Pathway Used in Schools...**





# You May Also Like...

**Pathway: working with shape and colour**



[This is featured in the 'Working with Shape and Colour' pathway](#)

**Pathway: Print & Activism**



[This is featured in the 'Print & Activism' pathway](#)

**Talking Points: What is a Screenprint?**

